




45.2%


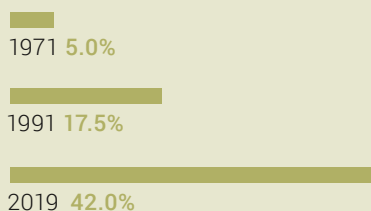
Voter participation,
average value for last 5 years

45.1%

Voter participation,
National Council Elections



Women in the National Council
Progress from 1971 to 2019



Federal popular votes

628 proposals in 309 polls
since 1848

50% proposals in the last
36 years

9% of proposals in
the 19th century



Votations populaires fédérales

Mandatory referendums:

75% Accepted
(total 224)

Optional referendums:

57% Accepted
(total 188)

Popular initiatives:

10% Accepted
(total 216)

4 parties represented in the Federal Council:
Party share of vote,
National Council Elections 2019, %



15.1 FDP 11.4 CVP 16.8 SP 25.6 SVP

29.4% Highest party share of vote since 1919
(SVP/UDC, National Council Elections 2015)