
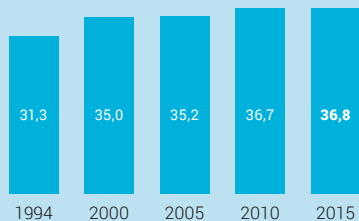


Cifras da l'onn 2018, nun ch'i saja inditgà in auter onn

36,8 km

Distanza quotidiana per persona en Svizra, 2015



- 1 autos da personas **23,8 km**
- 2 vehichels motorisads a duas rodas **0,5 km**
- 3 traffic public sin via **1,5 km**
- 4 tren **7,5 km**
- 5 velo (incl. e-bike) **0,9 km**
- 6 a pe **1,9 km**
- 7 auters **0,7 km**



4,6 miu.

Dumber d'autos da personas



57%

Quota da la populaziun cun abunament(s) da traffic public, 2015

Accidents da traffic sin via

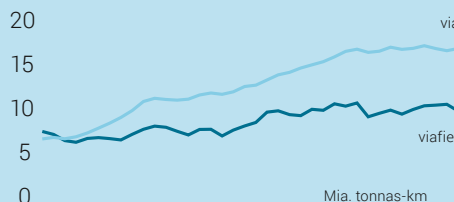


233 personas mazzadas
21 831 personas blessadas

Prestaziuns dal transport da martganzia

63%^{via} 37%^{viafier}

Svilup 1980–2018



90 Mrd. Fr.

Custs totals dal traffic, 2016



(Custs èn vegnids prendids en consideraziun per: infrastrukturas, meds da transport, accidents, donns d'ambient e da sanadad.)

Via **72 mia. fr.**

Viafier **11 mia. fr.**

Aria **6 mia. fr.**

Aua **0,3 mia. fr.**

(Via: senza peduns e traffic da velos; aua : custs 2015)