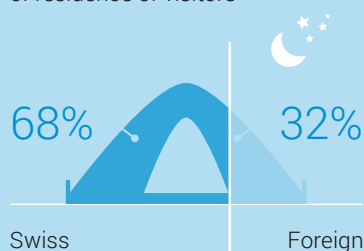


## Campsites

400

Number of establishments surveyed

Share of overnight stays by country of residence of visitors

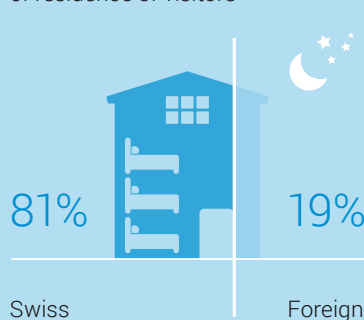


## Collective accommodation

2426

Number of establishments surveyed

Share of overnight stays by country of residence of visitors

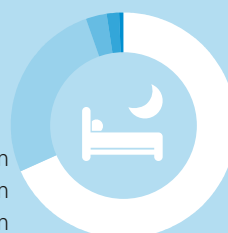


16.7 m

Overnight stays (suppl. accom.)

of which

holiday accommodation	7.3 m
collective accommodation	5.7 m
campsites	3.8 m




Switzerland	11.4 m
Europe	4.4 m
Asia	0.5 m
America	0.3 m
Africa and Oceania	0.1 m

## Holiday accommodation

30 109

Number of establishments surveyed

Share of overnight stays by country of residence of visitors



+0.3%

Growth in consumer prices in suppl. accommodation (2018/2019)

Overnight stays by major regions in supplementary accommodation



Average length of stay by type of accommodation



Holiday accommodation	6.5 nights
Campsites	3,2 nights
Collective accommodation	2.4 nights