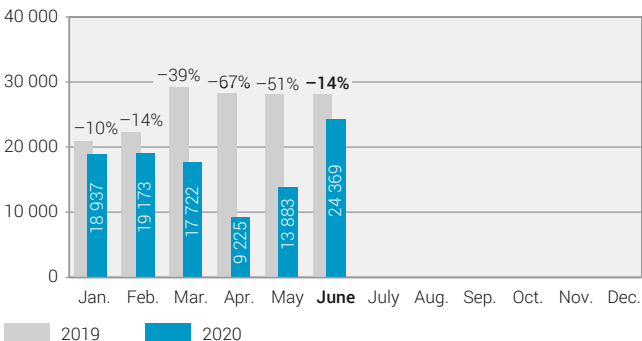


# New registrations of passenger cars

Monthly data

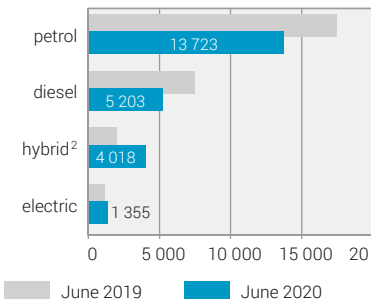
## Total

Number of vehicles; change 2019/2020

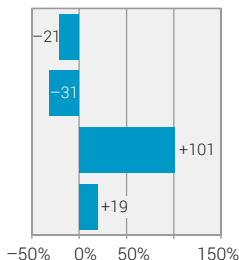


## By type of fuel<sup>1</sup>

Number of vehicles



Change, as %



Note: Provisional data; situation on: July 3, 2020

<sup>1</sup> Other types of fuel (gas, hydrogen, etc.) not mentioned in graph:  
Overall 70 new registrations in June 2020 (-51% compared with June 2019)

<sup>2</sup> petrol-electric, diesel-electric