


Figures from 2019 unless another year is specified



39 303

Newly founded enterprises, 2017



5.095

Jobs

2nd quarter 2020 in millions in full-time equivalents: **3.983**

592 722

Market-oriented companies in 2017

Sector 1

52 270

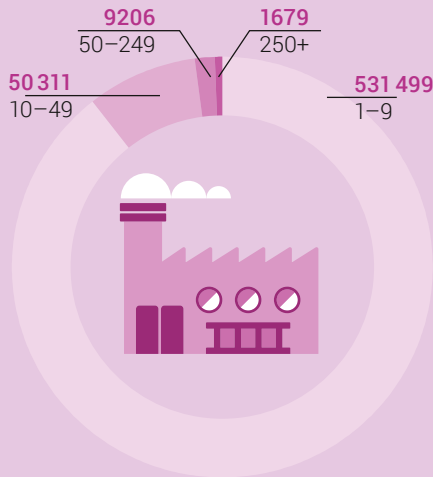
Sector 2

90 256

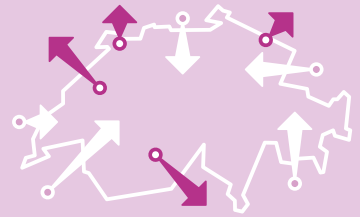
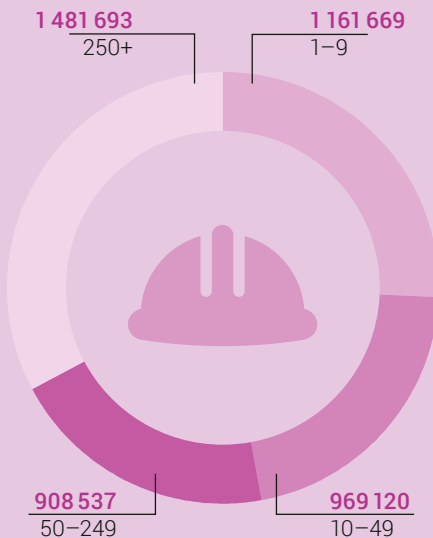
Sector 3

450 169

Number of market-oriented companies by size category, 2018



Number of employees by size category of companies, 2018



Switzerland's foreign trade: the most important partners (trading volume)

Imports

Total CHF 276.1 bn

57.2
Germany

22.2
Italy

18.9
France

18.9
United States

16.4
Great Britain

Exports

Total CHF 312.0 bn

47.7
Germany

44.2
United States

28.1
Great Britain

21.4
China

19.2
France