

## 56.2 m




Overnight stays in tourist accommodation

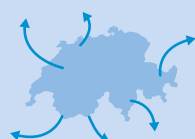
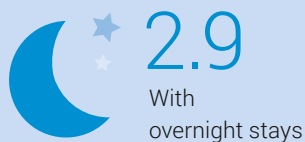
- 1 Switzerland **29.4 m**
- 2 Europe **16.6 m**
- 3 Asia **5.9 m**
- 4 America **3.6 m**
- 5 Africa and Oceania **0.8 m**

### Trips by the Swiss resident population

Number of trips per person and year



Daily expenditure per person on private trips with overnight stays



## 65%

Share of trips abroad in total trips with overnight stays



## 655 757

Total beds surveyed in tourist accommodation

Distribution of beds by sector

## 273 849

Hotel sector

## 147 666

Holiday homes

## 115 414

Collective accommodation

## 118 828

Campsites  
(pitches for passing guests x 4)



## CHF 19.5 bn

Tourism-related gross value added