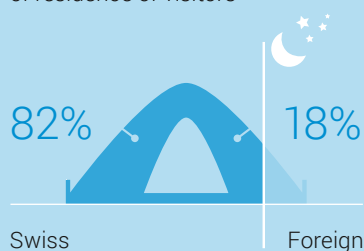


## Campsites

396

Number of establishments surveyed

Share of overnight stays by country of residence of visitors

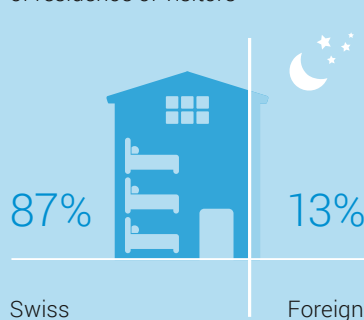


## Collective accommodation

2393

Number of establishments surveyed

Share of overnight stays by country of residence of visitors

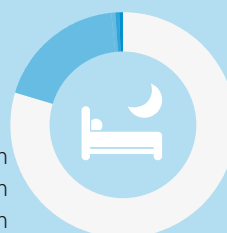


14.8 m

Overnight stays (suppl. accom.)

of which

holiday accommodation	7.2 m
campsites	4.2 m
collective accommodation	3.4 m



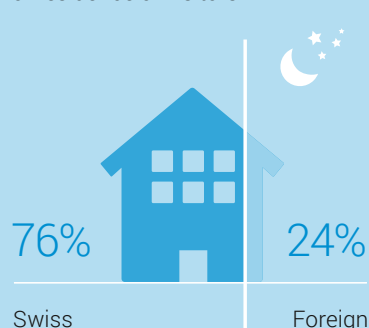
Switzerland	11.9 m
Europe	2.8 m
America	0.05 m
Asia	0.04 m
Africa and Oceania	0.02 m

## Holiday accommodation

31 474

Number of establishments surveyed


Share of overnight stays by country of residence of visitors



+0.6%

Growth in consumer prices in suppl. accommodation (2019/2020)

Overnight stays by major regions in supplementary accommodation



Average length of stay by type of accommodation



Holiday accommodation	6.6 nights
Campsites	3.2 nights
Collective accommodation	2.5 nights