



Expenditure on social benefits in Switzerland, in 2019

CHF 183 billion



Of which

CHF 79 bn
Old age

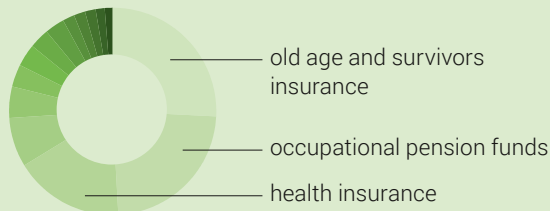


CHF 58 bn
Sickness/health care

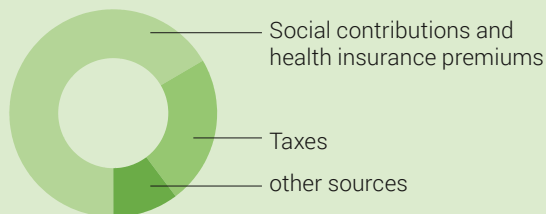


CHF 14 bn
Invalidity

By social protection schemes, in %

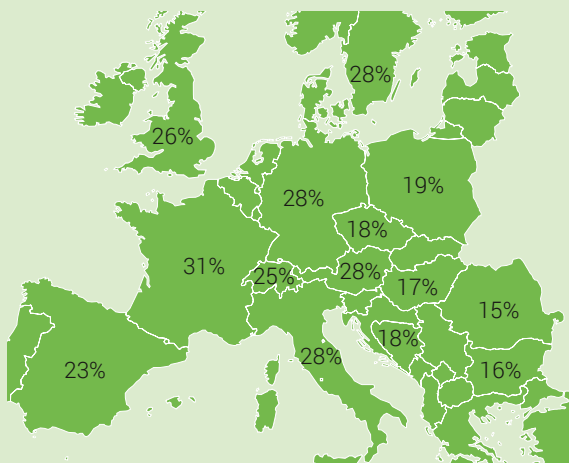


Financing, in %

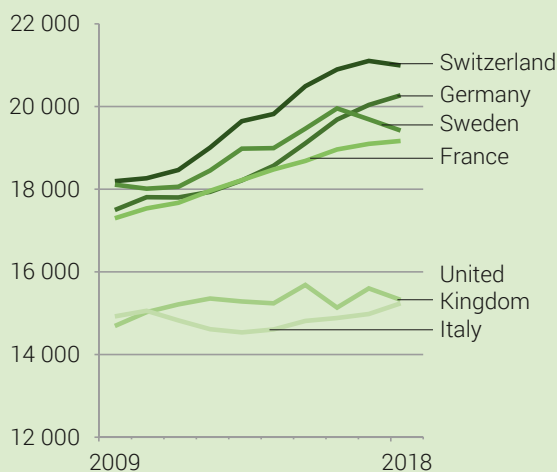


Expenditure on social benefits in Europe, in 2018

As percentage of the GDP



Per inhabitant, in CHF PPP (at constant prices 2010)



Sources: FSD – Total social security accounts; Eurostat – European system of integrated social protection statistics