


Profile



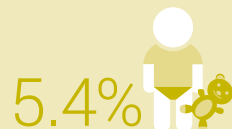
25.9 years

Average age of students



53%

of women

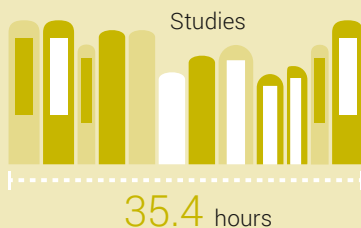


5.4%

Percentage of students with child(ren)

Studies and employment

Average hours per week during semester



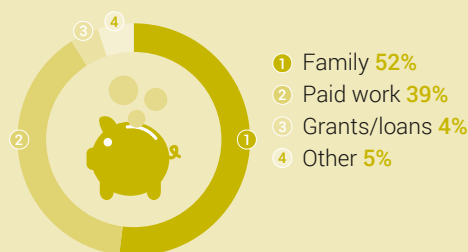
73% of students do paid work

68% of whom with work-time percentage of $\leq 40\%$



Financial resources

Source of students' resources




27% of students applied for grants/loans in spring semester

43% of them receive grants/loans



Living conditions



18%

of students have long-term health problems



41%

of students live with parents

Social and migration background

Percentage of students from a family in which at least one parent has a higher education level diploma



47%



33%

of students have a migration background