
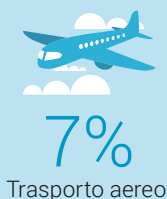


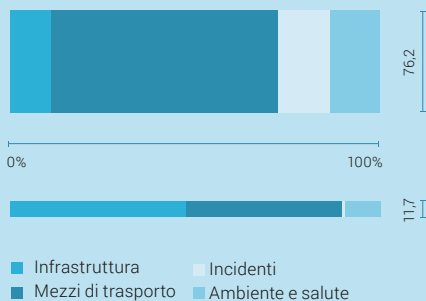


94,9 mia. di franchi

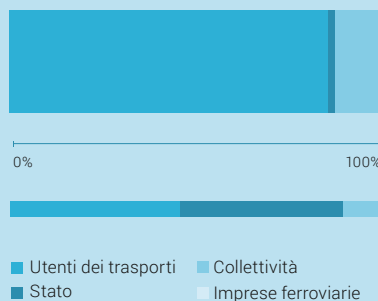
Costi globali del trasporto motorizzato (+10% dal 2010)




Come sono generati i costi...



... e chi li sostiene.



Costi del traffico lento, 2015



- 1** Infrastruttura **10%** (1,1 mia. fr.)
- 2** Mezzi di trasporto **6%** (0,6 mia. fr.)
- 3** Incidenti **83%** (8,7 mia. fr.)
- 4** Ambiente e salute **1%** (0,1 mia. fr.)

Finanziamento dell'infrastruttura stradale

