


Figures from 2020 unless another year is specified



39 608

Newly founded enterprises, 2018



5.126

Jobs

2nd quarter 2021 in millions in full-time equivalents: **3.994**

592 695

Market-oriented companies in 2018

Sector 1

52 270

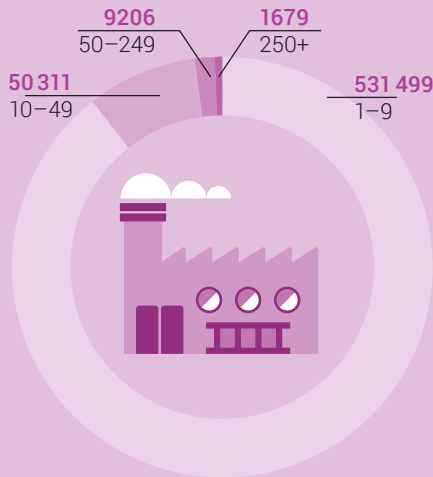
Sector 2

90 256

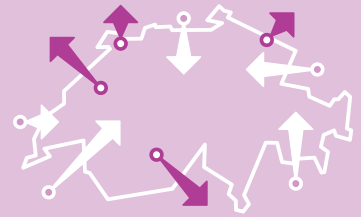
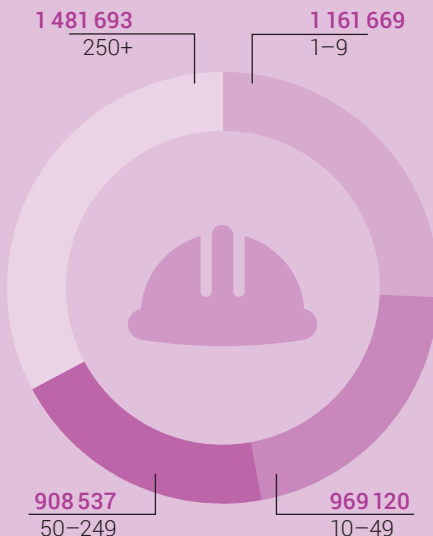
Sector 3

450 169

Number of market-oriented companies by size category, 2018



Number of employees by size category of companies, 2018



Switzerland's foreign trade: the most important partners (trading volume)

Imports

Total CHF 273.8 bn

53.2
Germany

22.2
Italy

19.8
United States

16.6
China

16.4
France

Exports

Total CHF 299.5 bn

68.8
United States

46.1
Germany

16.4
China

15.8
Great Britain

15.4
France