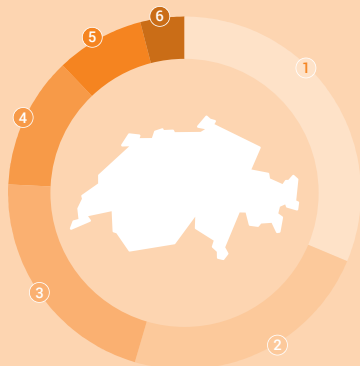


Figures from 2019 unless another year is specified



Land use, 2004/09

- ① forest and woods **31%**
- ② farmland **23%**
- ③ other natural space **21%**
- ④ alpine farmland **12%**
- ⑤ settlement and urban areas **8%**
- ⑥ lakes and watercourses **4%**



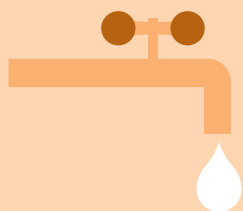
17 t

material footprint  
per person



35%

lost or endangered  
animal and plant species



295 l

daily consumption  
of drinking water  
per person



5.1%

environmentally-related  
tax revenue




706 kg

municipal waste per person



13 t

carbon footprint,  
CO<sub>2</sub> equivalent  
per person



84%

of the population considered  
the environmental quality in Switzerland  
to be very good or quite good.



149 400

jobs in the environment sector