

Poverty and material deprivation

2020



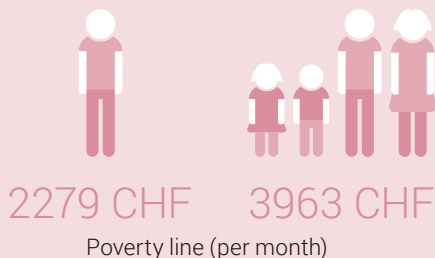
20 Economic and social situation of the population

8.5% = 722 000

Persons affected by income poverty

15.4% = 1 308 000

Persons at risk of poverty



Poverty rate before social transfers

16.5%

-48%

Poverty rate after social transfers

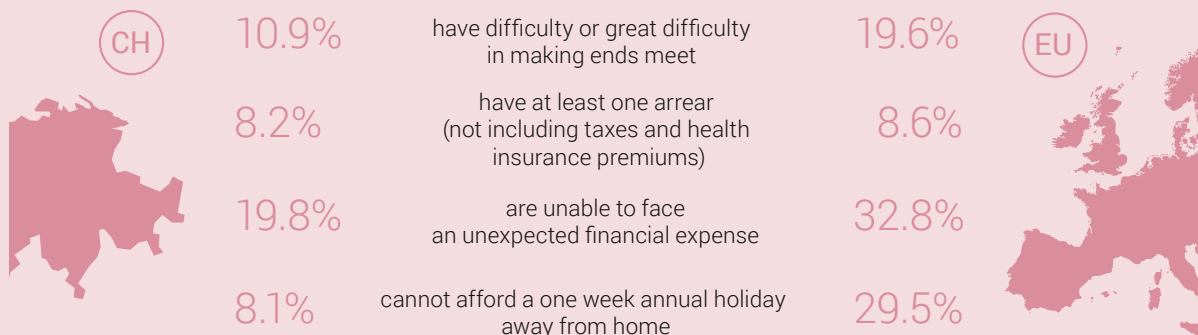
8.5%

Decrease in the poverty rate through social transfers
(e.g. invalidity pensions, family allowances,
social assistance; without old-age benefits)

14.6% (vs. 6.4% of the total population)
of people at risk of poverty
live in an overcrowded household

6.1% (vs. 2.7% of the total population)
of people at risk of poverty have
unmet needs for medical examination

16.4% (vs. 7.5% of the total population)
of people at risk of poverty
are dissatisfied with their current life



The income data in the SILC 2020 survey relates to the year 2019, i.e. before the Covid-19 pandemic. All other results represent the situation at the beginning of the Covid-19 pandemic (Swiss data collection from January to June 2020).

Source: FSO, Eurostat – SILC 2020