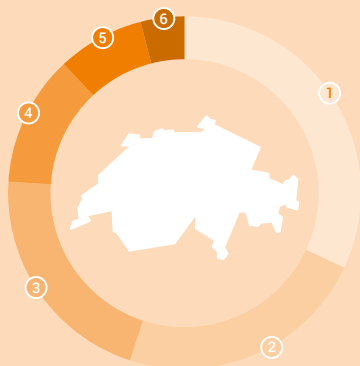


Figures from 2020 unless another year is specified



## Land use, 2018

- ① forest and woods **32%**
- ② farmland **23%**
- ③ other natural space **21%**
- ④ alpine farmland **12%**
- ⑤ settlement and urban areas **8%**
- ⑥ lakes and watercourses **4%**



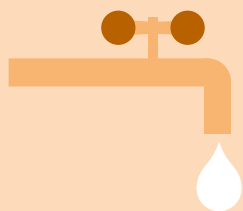
## 17 t

material footprint per person, 2019



## 35%

lost or endangered animal and plant species



## 297 l

daily consumption of drinking water per person



## 5%

environmentally-related tax revenue




## 704 kg

municipal waste per person



## 12.6 t

carbon footprint, CO<sub>2</sub> equivalent per person, 2019



## 84%

of the population considered the environmental quality in Switzerland in 2019 to be very good or quite good.



## 164 000

jobs in the environment sector