

## Average price development in Switzerland, 2020 – 2021

### Production

**+2.7%**


Evolution of total supply prices



### Construction


**+2.6%**

Evolution of construction prices



**+1.6%**

Evolution of producer prices



### Consumption

**+0.6%**

Evolution of consumer prices



**+5.1%**

Evolution of import prices



### Housing

**+5.7%**

Evolution of residential property prices




**+0.9%**

Evolution of housing rental prices

## In international comparison

Price level in Switzerland compared to the average price level in the European Union (2020)



Evolution of consumer prices in Switzerland compared to their evolution in the European Union

