




## 42 606

Newly founded enterprises, 2019



## 5.239

**Jobs**  
4th quarter 2021 in millions  
in full-time equivalents: **4.065**

## 601 392

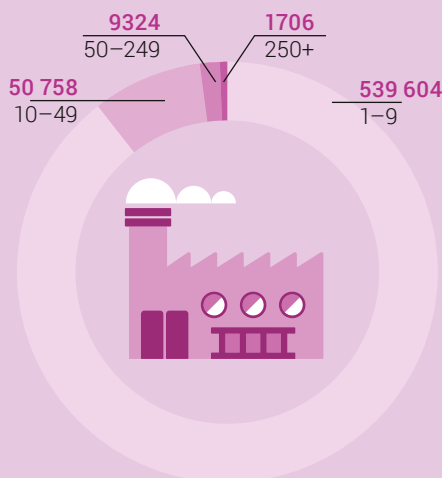
Market-oriented companies  
in 2019

Sector 1  
**51 593**

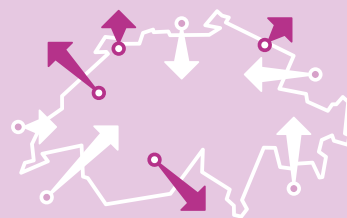
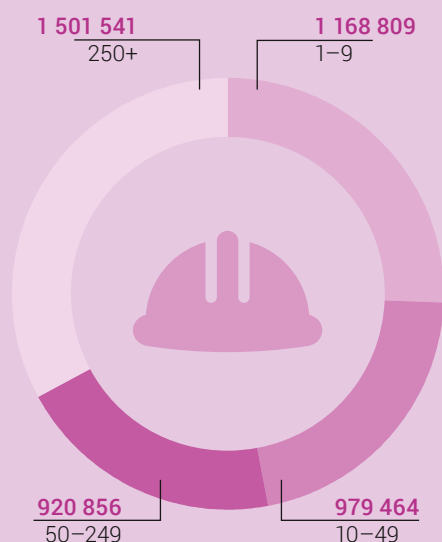
Sector 2  
**90 560**

Sector 3  
**459 239**

Number of market-oriented companies  
by size category, 2019



Number of employees  
by size category of companies, 2019



Switzerland's foreign trade:  
the most important partners  
(trading volume)

### Imports

Total CHF 273.8 bn

**53.2**  
Germany

**22.2**  
Italy

**19.8**  
United States

**16.6**  
China

**16.4**  
France

### Exports

Total CHF 299.5 bn

**68.8**  
United States

**46.1**  
Germany

**16.4**  
China

**15.8**  
Great Britain

**15.4**  
France