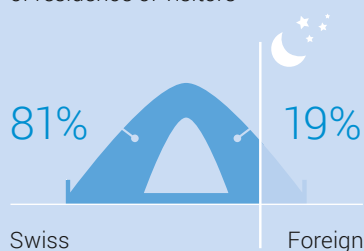


Campsites

397

Number of establishments surveyed

Share of overnight stays by country of residence of visitors




Collective accommodation

2346

Number of establishments surveyed

Share of overnight stays by country of residence of visitors

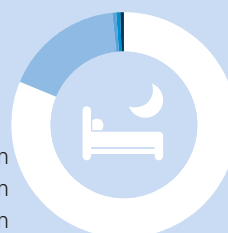


16.3 m

Overnight stays (suppl. accom.)

of which

holiday accommodation	7.5 m
campsites	5.4 m
collective accommodation	3.4 m



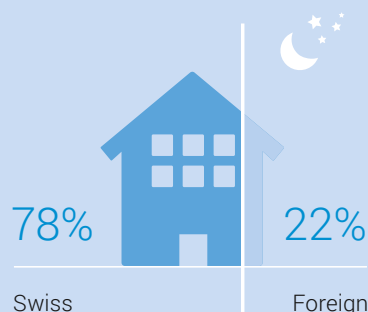
Switzerland	13.3 m
Europe	2.8 m
Asia	0.09 m
America	0.08 m
Africa and Oceania	0.01 m

Holiday accommodation

29 438

Number of establishments surveyed


Share of overnight stays by country of residence of visitors



+1.2%

Growth in consumer prices in suppl. accommodation (2020/2021)

Overnight stays by major regions in supplementary accommodation



Average length of stay by type of accommodation



Holiday accommodation	6.5 nights
Campsites	3.2 nights
Collective accommodation	2.4 nights