

Press release

Embargo: 04.07.2022, 08:30

05 Prices

Swiss Consumer Price Index in June 2022

Consumer prices increased by 0.5% in June

The consumer price index (CPI) increased by 0.5% in June 2022 compared with the previous month, reaching 104.5 points (December 2020 = 100). Inflation was +3.4% compared with the same month of the previous year. These are the results of the Federal Statistical Office (FSO).

The 0.5% increase compared with the previous month is due to several factors including rising prices for fuel. Heating oil also recorded a price increase, as did fruiting vegetables. In contrast, prices for red wines and salads decreased.

Main results	Index level	% change compared with	
	Base Dec. 2020 (=100)	previous month	June 2021
June 2022			
CPI: Total	104.5	+0.5	+3.4
- Core inflation *	102.4	+0.2	+1.9
- Domestic products	102.3	+0.3	+1.7
- Imported products	111.4	+1.2	+8.5

* Core inflation 1: Total excluding fresh and seasonal products, energy and fuel

Harmonised Index of Consumer Prices (HICP)

In June 2022, the Swiss Harmonised Index of Consumer Prices (HICP) stood at 104.27 points (base 2015 = 100). This corresponds to a rate of change of +0.5% compared with the previous month and of +3.2% compared with the same month of the previous year.

The HICP is a supplementary indicator for inflation based on a harmonised method across EU member countries. It allows the comparison of inflation in Switzerland with that in European countries.

The European Statistical Office, Eurostat, publishes the results according to a predefined calendar. The FSO publishes a comparison between inflation in Switzerland and Europe on the webpage www.ipch.bfs.admin.ch. A methodological note, the 2022 weighting of the Swiss standard HICP basket and the FSO News publication on the HICP are also available on this page. Eurostat will publish the HICP indices for other European countries for June 2022 on 19 July 2022. You will find the HICP results on the Eurostat website at the following address: <https://ec.europa.eu/eurostat/web/hicp>

Information

Info CPI, FSO, Prices section, tel.: +41 58 463 69 00, email: LK@bfs.admin.ch
FSO Media Service, tel.: +41 58 463 60 13, email: media@bfs.admin.ch

Online

Further information and publications: www.cpi.bfs.admin.ch
Statistics counts for you: www.statistics-counts.ch
NewsMail subscription in German, French and Italian: www.news-stat.admin.ch
FSO website: www.statistics.admin.ch

Access to results

This press release has been established on the basis of the European Statistics Code of Practice, which ensures the independence, integrity and accountability of national and community statistical offices. Privileged access is supervised and under embargo.

The Swiss National Bank (SNB) received the results of the CPI four working days before publication as required by the legislation in force and the conduct of its monetary policy. The news agencies received this press release with an embargo of 15 minutes.

For the preparation of economic forecasts and calculation of the quarterly GDP, the State Secretariat for Economic Affairs (SECO) also received the press release four working days before publication.

Indices and change rates in June 2022

Position	Weight in %	Index	Change in % over		Contribution to the monthly change
			previous month	June 2021	
Total	100.000	104.5	0.5	3.4	0.504
Major groups					
Food and non-alcoholic beverages	12.608	102.4	1.1	1.9	0.135
Alcoholic beverages and tobacco	3.482	101.8	-1.2	1.3	-0.042
Clothing and footwear	2.691	102.9	-1.1	2.6	-0.029
Housing and energy	26.595	105.8	0.3	4.5	0.083
Household goods and services	4.518	106.3	0.2	4.7	0.011
Healthcare	16.671	99.4	0.0	-0.4	-0.002
Transport	10.976	117.6	2.5	13.1	0.284
Communications	3.029	100.1	0.0	0.5	-0.001
Recreation and culture	6.775	103.9	0.6	2.3	0.040
Education	0.949	100.7	0.0	0.7	0.000
Restaurants and hotels	5.823	103.3	0.5	1.6	0.028
Other goods and services	5.883	100.9	0.0	0.4	-0.003
Type of products					
Goods	43.985	107.7	0.8	5.9	0.357
Non durables	28.597	108.5	1.2	6.4	0.354
Semi durables	5.594	103.4	-0.6	3.1	-0.032
Durables	9.794	107.8	0.3	6.4	0.034
Services	56.015	102.2	0.3	1.4	0.147
Private Services	45.762	102.7	0.3	1.8	0.148
Public Services	10.253	100.0	0.0	-0.1	-0.001
Origin of products					
Domestic products	75.015	102.3	0.3	1.7	0.195
Imported products	24.985	111.4	1.2	8.5	0.310
Additional classifications					
Health care	16.671	99.4	0.0	-0.4	-0.002
Index without health care	83.329	105.6	0.6	4.2	0.506
Housing rental	19.607	102.2	0.0	1.4	0.000
Index without housing rental	80.393	105.1	0.6	3.9	0.504
Petroleum products	2.569	175.5	7.2	48.4	0.229
Index without petroleum products	97.431	102.9	0.3	2.3	0.276
Tobacco products	1.837	101.9	0.1	1.2	0.002
Index without tobacco products	98.163	104.6	0.5	3.4	0.502
Alcoholic beverages	2.203	101.6	-1.9	1.3	-0.043
Index without alcoholic beverages	97.797	104.6	0.6	3.4	0.547
Clothing and footwear	2.691	102.9	-1.1	2.6	-0.029
Index without clothing and footwear	97.309	104.6	0.5	3.4	0.534
Administered prices	25.576	101.0	0.1	0.9	0.013
Index without administered prices	74.424	105.8	0.7	4.3	0.491
Core inflation 1 ¹	89.253	102.4	0.2	1.9	0.133
<i>Fresh and seasonal products</i>	5.281	106.2	2.3	2.3	0.124
<i>Energy and fuels</i>	5.466	140.2	4.0	28.8	0.247
Core inflation 2 ²	66.395	103.4	0.2	2.7	0.135

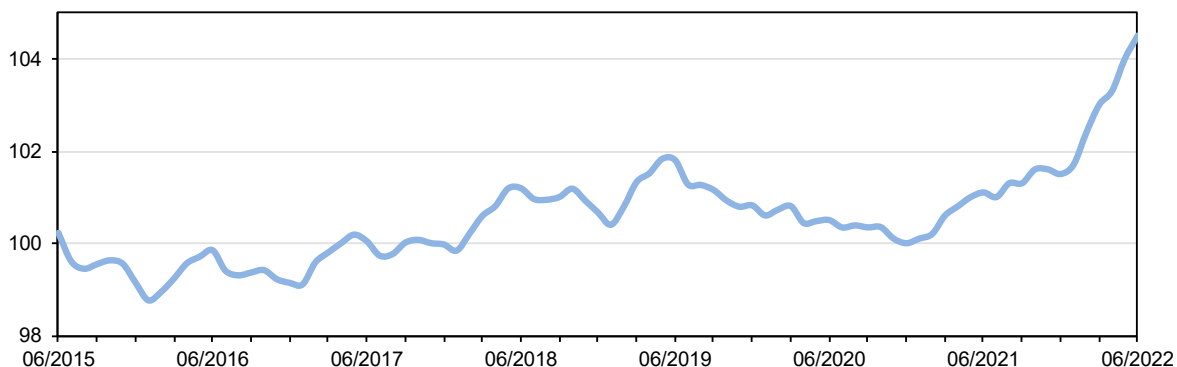
¹ core inflation 1 = total without fresh and seasonal products, energy and fuels

² core inflation 2 = Core inflation 1 without products whose prices are administered

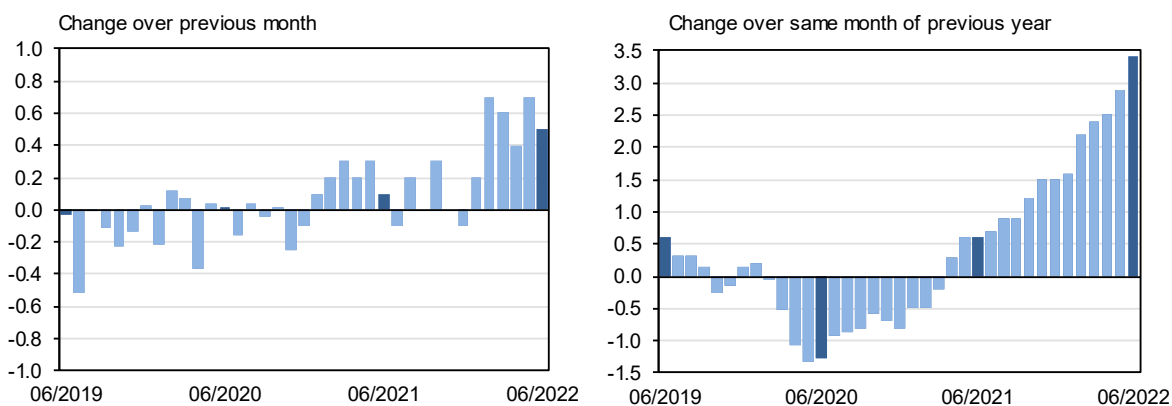
Principal contributions to change in the global index in June 2022

Position	Contribution to the change of the global index compared to the last survey period	Weight in %	Index	Change in % over previous month	Change in % over same month of previous year
Petrol	0.138	1.356	159.8	9.0	35.4
Heating oil	0.064	0.623	225.6	6.8	88.0
Fruiting vegetables	0.057	0.252	139.2	18.4	4.2
Hire of private means of transport	0.048	0.117	188.8	62.7	86.8
International package holidays	0.033	0.324	146.5	7.9	28.0
Diesel	0.026	0.590	156.7	3.7	34.8
Brassicas	0.025	0.060	149.5	40.6	-3.2
Second-hand cars	0.020	1.690	121.7	1.1	16.7
Air transport	0.018	0.229	179.5	5.1	73.9
New cars	0.017	3.046	106.9	0.6	5.8
Gas	0.015	0.611	141.2	2.0	43.5
Root vegetables	0.014	0.229	108.5	6.2	2.9
Melons and grapes	0.013	0.057	143.2	18.5	17.3
Dried fruit and nuts	0.013	0.264	99.1	5.0	2.6
Detergents and cleaning products	0.012	0.322	104.7	3.9	-1.8
Supplementary accommodation	0.012	0.421	88.8	3.5	-12.5
Berries	0.010	0.172	67.7	8.9	-11.8
Service and repairs of motorised vehicles	0.009	0.966	102.7	0.9	2.3
Domestic package holidays	0.007	0.173	98.8	4.4	2.4
Meals taken in restaurants and cafés	0.007	1.687	102.3	0.4	1.7
Bedroom furniture	0.006	0.409	112.4	1.3	10.9
Onions and leeks	0.005	0.082	92.1	7.0	-12.5
Hotels	0.005	0.992	117.1	0.5	6.1
[...]					
Cold cuts and other meat products	-0.006	0.496	97.4	-1.1	-1.1
Women's jumpers	-0.006	0.236	100.2	-2.3	1.5
Personal computers	-0.006	0.305	92.0	-2.1	-3.6
Women's trousers	-0.007	0.217	103.7	-3.0	1.4
Swiss white wine	-0.008	0.167	100.2	-4.7	-1.1
Stone fruit	-0.010	0.135	100.7	-6.4	5.7
Salad vegetables	-0.010	0.229	100.1	-4.1	-4.4
Swiss red wine	-0.010	0.165	99.9	-5.7	0.4
Foreign red wine	-0.015	0.586	99.6	-2.5	-0.1

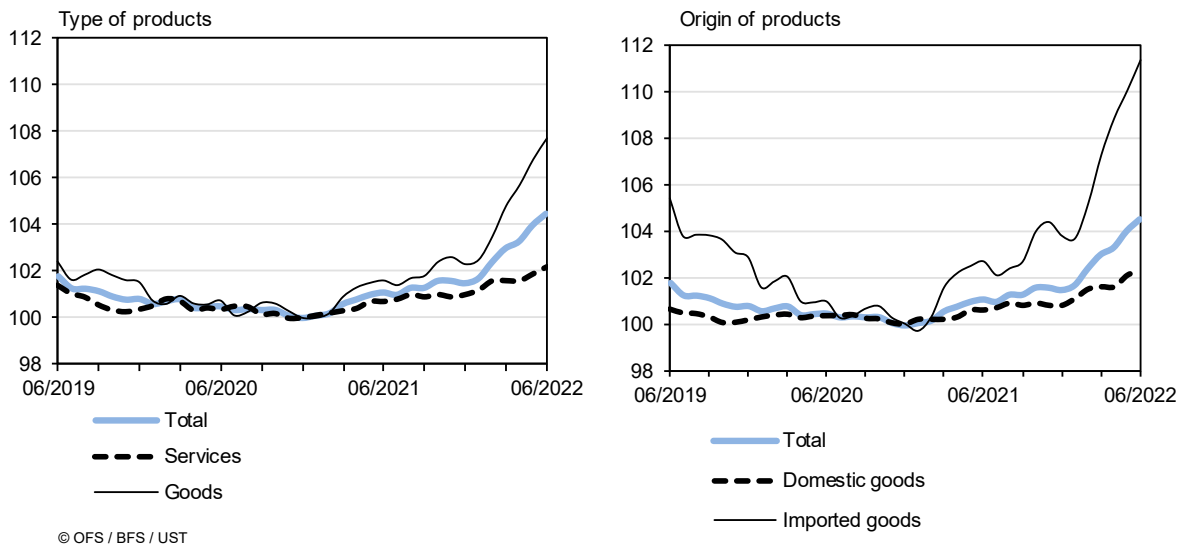
G1 Swiss Consumer Price Index (December 2020 = 100): index evolution



G2 Swiss Consumer Price Index: change in %



G3 Swiss Consumer Price Index (December 2020 = 100): Type and origin of products



© OFS / BFS / UST