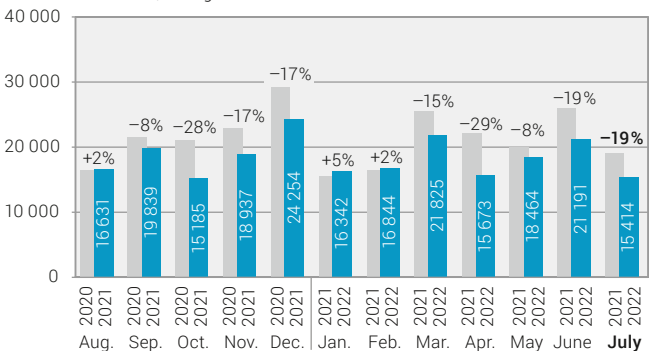


New registrations of passenger cars

Monthly data

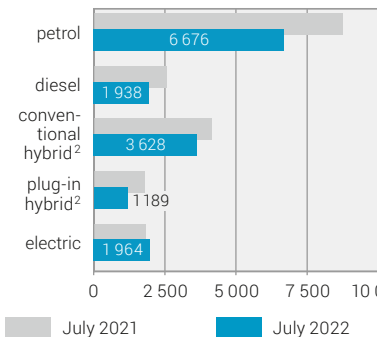
Total: in the last 12 available months, compared to the same month of the previous year

Number of vehicles; change as %

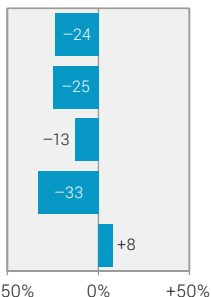


By type of fuel¹: July 2022, compared to the same month of the previous year

Number of vehicles



Change, as %



Note: provisional data for January-July 2021/22; situation on: August 3

¹ Other types of fuel (gas, hydrogen, etc.) not mentioned in graph: Overall 19 new registrations in July 2022 (-5% compared with July 2021)

² petrol-electric, diesel-electric