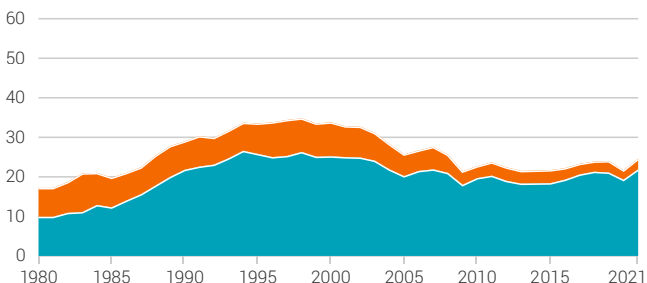


Transalpine goods traffic volumes

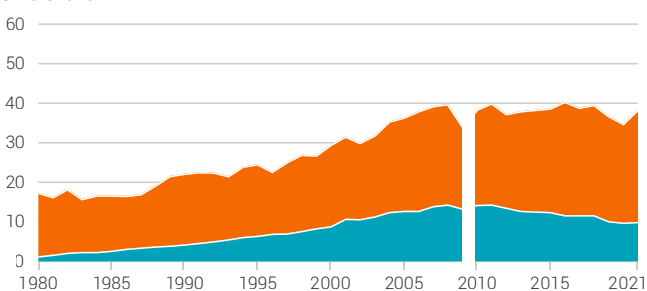
Mt. Cenis/Fréjus—Brenner alpine arc

Million net tonnes

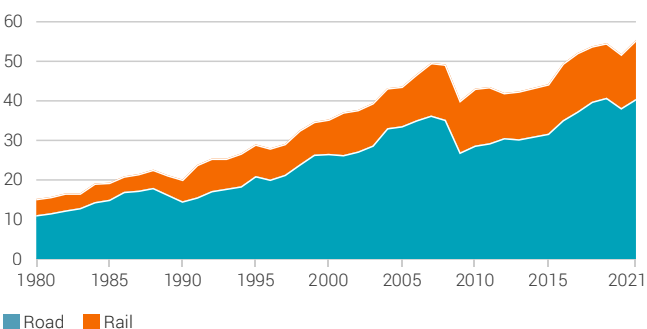
France



Switzerland¹



Austria



¹ Change of method for roads transport: As of 2010, control station data from the performance-related heavy vehicle fee are used (until 2009: data were taken from the Swiss automatic road traffic counts). Corrected value in road transport 2021 (8.6.2023).