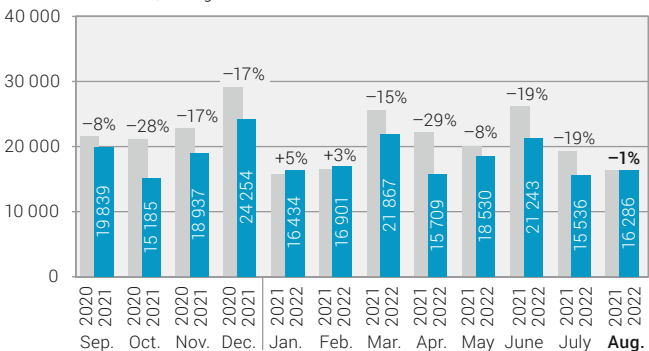


# New registrations of passenger cars

Monthly data

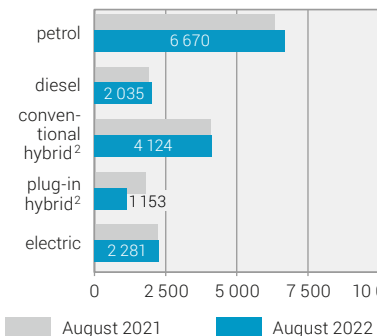
**Total: in the last 12 available months, compared to the same month of the previous year**

Number of vehicles; change as %

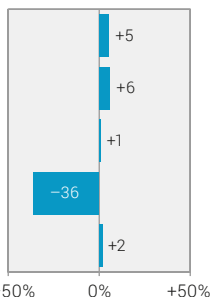


**By type of fuel<sup>1</sup>: August 2022, compared to the same month of the previous year**

Number of vehicles



Change, as %



Note: provisional data for January-August 2021/22; situation on: September 3

<sup>1</sup> Other types of fuel (gas, hydrogen, etc.) not mentioned in graph: Overall 23 new registrations in August 2022 (-21% compared with August 2021)

<sup>2</sup> petrol-electric, diesel-electric