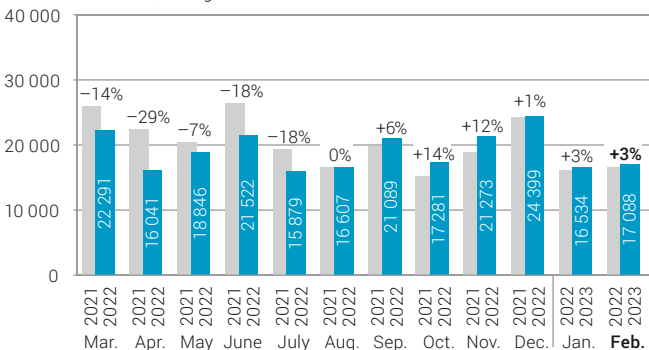


New registrations of passenger cars

Monthly data

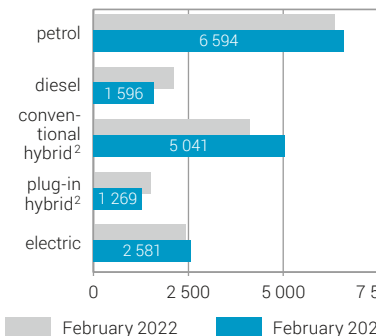
Total: in the last 12 available months, compared to the same month of the previous year

Number of vehicles; change as %

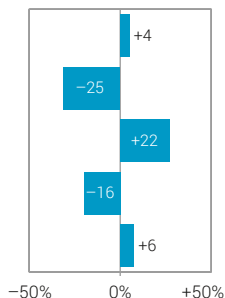


By type of fuel¹: February 2023, compared to the same month of the previous year

Number of vehicles



Change, as %



Note: provisional data for February 2022/23; situation on: March 3

¹ Other types of fuel (gas, hydrogen, etc.) not mentioned in graph: Overall 7 new registrations in February 2023 (~30% compared with February 2022)

² petrol-electric, diesel-electric