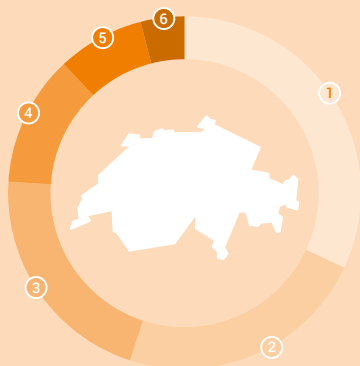


Figures from 2021 unless another year is specified



Land use, 2018

- ① forest and woods **32%**
- ② farmland **23%**
- ③ other natural space **21%**
- ④ alpine farmland **12%**
- ⑤ settlement and urban areas **8%**
- ⑥ lakes and watercourses **4%**



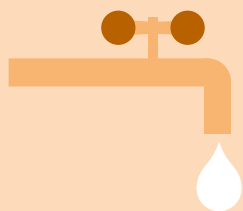
16 t

material footprint
per person, 2020



35%

lost or endangered
animal and plant species



287 l

daily consumption
of drinking water per person



5%

environmentally-related
tax revenue, 2020




701 kg

municipal waste per person



11.9 t

carbon footprint,
CO₂ equivalent per person, 2020



84%

of the population considered
the environmental quality
in Switzerland in 2019
to be very good or quite good.



162 000

jobs in the environment sector