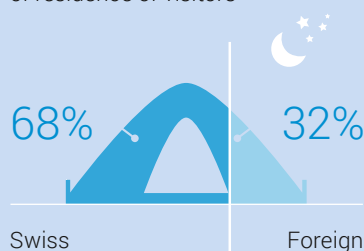


## Campsites

398

Number of establishments surveyed

Share of overnight stays by country of residence of visitors

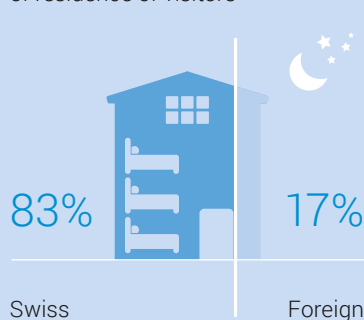


## Collective accommodation

2255

Number of establishments surveyed

Share of overnight stays by country of residence of visitors

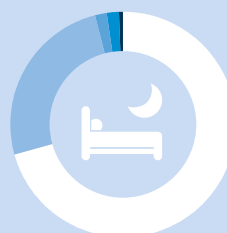


17.4 m

Overnight stays (suppl. accom.)

of which

holiday accommodation 7.7 m  
campsites 4.8 m  
collective accommodation 4.9 m



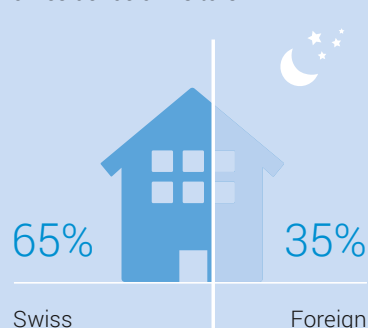
Region	Overnight stays (m)
Switzerland	12.3 m
Europe	4.4 m
Asia	0.3 m
America	0.3 m
Africa and Oceania	0.1 m

## Holiday accommodation

28 511

Number of establishments surveyed


Share of overnight stays by country of residence of visitors



–6.0%

Growth in consumer prices in suppl. accommodation (2021/2022)

Overnight stays by major regions in supplementary accommodation



Average length of stay by type of accommodation



Type of accommodation	Average length of stay (nights)
Holiday accommodation	5.9 nights
Campsites	2.9 nights
Collective accommodation	2.4 nights