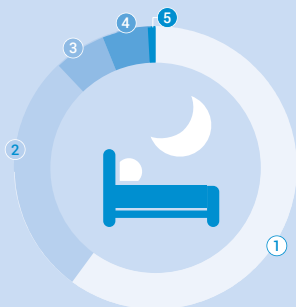


# 55.6 m




Overnight stays in tourist accommodation

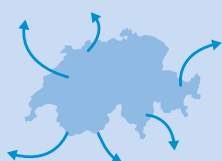
- 1 Switzerland **33.4 m**
- 2 Europe **15.5 m**
- 3 America **3.3 m**
- 4 Asia **2.9 m**
- 5 Africa and Oceania **0.5 m**

**Trips by the Swiss resident population, 2021**

Number of trips per person and year



Daily expenditure per person on private trips with overnight stays



# 44.2%

Share of trips abroad in total trips with overnight stays, 2021



# 643 000

Total beds surveyed in tourist accommodation

Distribution of beds by sector

## 282 486

Hotel sector

## 138 466

Holiday homes

## 108 368

Collective accommodation

## 113 680

Campsites  
(pitches for passing guests x 4)



# CHF 16.8 bn

Tourism-related gross value added, 2021