



Top 10 communes by total overnight stays

 **Zurich**
3.8 m

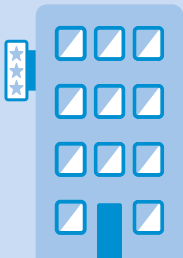
 **Geneva**
2.3 m

 **Zermatt** 
1.6 m

- | | | |
|-----|---------------|-------|
| 4. | Basel | 1.5 m |
| 5. | Lucerne | 1.3 m |
| 6. | Bern | 1.0 m |
| 7. | LausanneDavos | 0.9 m |
| 8. | Grindelwald | 0.8 m |
| 9. | Davos | 0.8 m |
| 10. | Interlaken | 0.8 m |

55.0%

Room occupancy rate



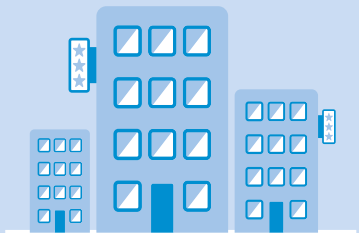
41.8 m

overnight stays in the hotel sector

① Switzerland	20.8 m
② Europe	12.1 m
③ Asia	4.1 m
④ America	4.0 m
⑤ Africa and Oceania	0.7 m

4494

hotels surveyed



64.0



beds per establishment on average



Growth in consumer prices in the hotel sector (2022 / 2023)

Overnight stays by major regions in the hotel sector

Lake Geneva Region	10.9 m
Espace Mittelland	7.5 m
Eastern Switzerland	7.5 m
Zurich	6.4 m
Central Switzerland	4.3 m
Northwestern Switzerland	2.6 m
Ticino	2.5 m

2.0
nights



average duration of stay in a hotel