



11

Mobility and Transport

409-1000

Swiss Civil Aviation 2010



Schweizerische Eidgenossenschaft
Confédération suisse
Confederazione Svizzera
Confederaziun svizra

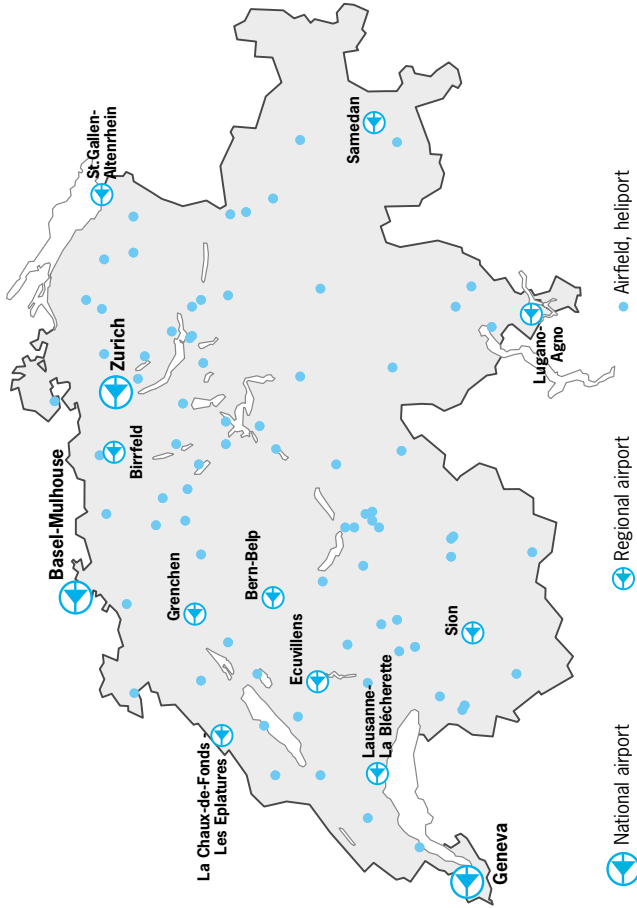
Swiss Confederation

Federal Statistical Office FSO

Federal Office of Civil Aviation FOCA

Neuchâtel, 2011

Civil Aviation 2010



1. Aerodrome Infrastructure

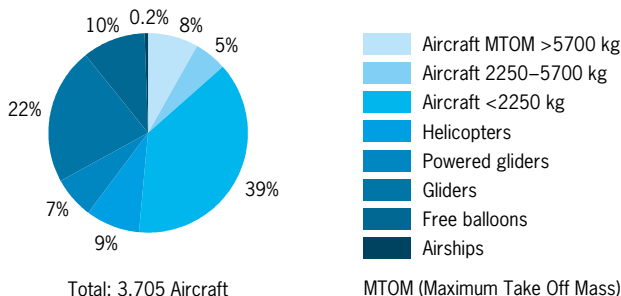
F1 Swiss Aerodromes: Overview 2010

Aerodrome	Foundation	Longest runway m	Concrete s. runway Numbers	Instrument Flight Rules (IFR) Procedures (y/n)
	Year			
Zurich	1948	3,700	3	y
Geneva	1922	3,900	1	y
Basel-Mulhouse	1946	3,900	2	y
Total national airports			6	
Bern-Belp	1929	1,730	1	y
Lugano-Agno	1947	1,240	1	y
Sion	1935	1,960	1	y
St.Gallen-Altenrhein	1926	1,425	1	y
Birrfeld	1937	690	1	n
Ecuwillens	1953	800	1	n
Grenchen	1931	1,000	1	y
La Chaux-de-Fonds-Les Eplatures	1912	1,070	1	y
Lausanne-La Blécherette	1910	805	1	n
Samedan	1937	1,800	1	n
Total regional airports			10	
Total airfields			16	
Total airports and airfields			32	

2. Aircraft

F2.1 Swiss Aircraft Register

Aircraft	2005	2006	2007	2008	2009	2010
Max. take-off mass						
> 5700 kg	241	248	260	285	293	303
2250–5700 kg	149	148	161	147	140	197
< 2250 kg	1,502	1,497	1,492	1,468	1,436	1,413
Total fixed-wing aircraft	1,892	1,893	1,913	1,900	1,869	1,913
Helicopters	285	284	290	307	320	327
Gliders	949	941	908	875	843	824
Powered gliders	254	248	244	246	246	251
Airships	9	11	11	10	10	9
Free balloons	452	445	447	427	397	381
Total aircraft	3,841	3,822	3,813	3,765	3,685	3,705



3. Employment

F3.1 Swiss Companies

Companies	2005	2006	2007	2008	2009	2010
Total companies with scheduled traffic	5	7	8	8	9	9
Other companies with commercial traffic	109	105	104	93	90	81
Total maintenance companies	87	91	90	91	90	90
Total flying schools	154	158	166	162	143	142

F3.2 Flying Personnel (Licences)

Type of licence	2005	2006	2007	2008	2009	2010
Private pilots	5,928	5,911	5,740	5,431	5,586	5,581
Commercial pilots	1,000	900	959	916	940	952
Airline transport pilots	2,086	2,055	2,076	2,133	2,203	2,266
Multi-Crew pilots					17	46
Helicopter pilots*	1,082	1,101	1,098	1,063	1,135	1,168
Glider pilots	2,764	2,796	2,663	2,616	2,453	2,617
Free balloon pilots	428	421	401	382	360	340
Validations	38	5	11	12	11	8
Flight engineers	8	3	4	2	2	2
Radio navigators	27	18	22	18	12	10

* Including Air Transport Pilot License ATPL (H)

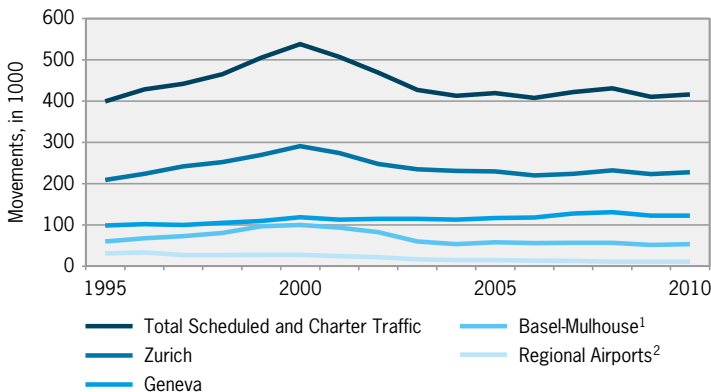
4. Aircraft Movements

F4.1 Scheduled and Charter Traffic

Airport	Movements					
	2005	2006	2007	2008	2009	2010
Zurich	229,982	220,391	223,830	231,754	223,333	227,815
Geneva	116,545	117,615	127,909	130,852	123,050	123,173
Basel-Mulhouse	57,901	56,168	57,141	56,868	52,013	53,933
Total national airports	404,428	394,174	408,880	419,474	398,396	404,921
Bern-Belp	4,128	4,696	3,913	3,241	3,449	3,486
Lugano-Agno	7,741	6,610	6,299	5,541	5,516	5,479
Sion	80	78	52	102	24	92
St.Gallen-Altenrhein	2,579	2,581	2,636	2,585	2,462	2,133
Total regional airports	14,528	13,965	12,900	11,469	11,451	11,190
Total airports	418,956	408,139	421,780	430,943	409,847	416,111

Aircraft Movements

G 4.1



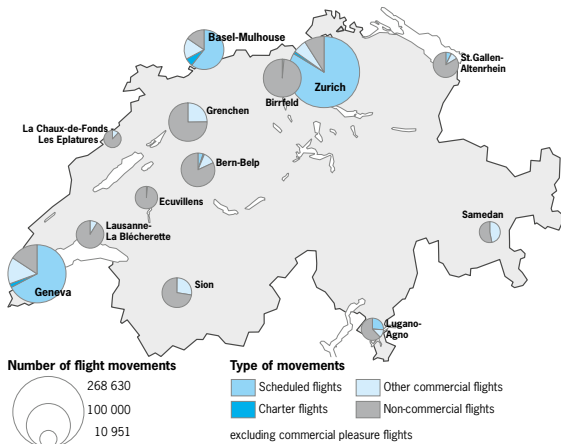
¹ Swiss and French traffic

² Regional Airports with Scheduled and Charter Traffic

F4.2 Total Airport Movements 2010

Airport	Movements			
	Commercial traffic		Non commercial traffic	Total
	Aeroplane	Helicopter		
Zurich	243,354	1,072	24,204	268,630
Geneva	146,413	3,040	27,938	177,391
Basel-Mulhouse	64,976	2,801	12,420	80,197
Total national airports	454,743	6,913	64,562	526,218
Bern Belp	6,465	3,591	45,527	55,583
Lugano-Agno	7,214	848	13,247	21,309
Sion	2,777	8,898	30,769	42,444
St. Gallen-Altenrhein	4,717	51	24,184	28,952
Birrfeld	1,090	0	71,250	72,340
Ecuwillens	0	336	21,636	21,972
Grenchen	17,631	861	55,999	74,491
La Chaux-de-Fonds-Les Eplatures	1,007	310	9,634	10,951
Lausanne-La Blécherette	0	3,121	32,270	35,391
Samedan	2,235	6,513	9,914	18,662
Total regional airports	43,136	24,529	314,430	382,095
Total airfields	5,553	69,272	420,713	495,538
Total airports and airfields	503,432	100,714	799,705	1,403,851

Takeoffs and landings in Civil Aviation 2010



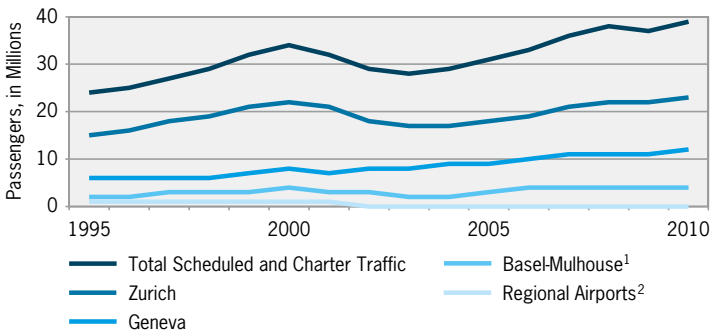
5. Traffic Performance

F5.1 Total Passengers: Scheduled and Charter Traffic

Airport	2005	2006	2007	2008	2009	2010
Zurich	17,877,978	19,298,560	20,717,105	22,075,378	21,914,287	22,854,358
Geneva	9,360,621	9,816,477	10,734,901	11,316,567	11,175,056	11,748,972
Basel-Mulhouse	3,261,762	3,984,957	4,236,519	4,234,874	3,818,984	4,087,931
Bern-Belp	78,423	98,398	88,961	91,983	95,077	85,981
Lugano-Agno	181,453	185,605	186,764	180,316	157,005	159,497
Sion	4,843	5,847	3,923	5,590	1,339	3,912
St.Gallen-Altenrhein	94,971	98,039	98,991	91,136	73,279	68,395
Total airports	30,860,051	33,487,883	36,067,164	37,995,844	37,235,027	39,009,046

Number of Passengers to Airport

G 5.1

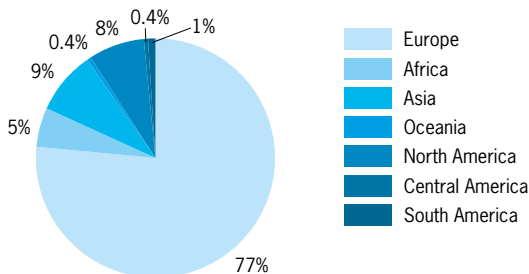


¹ Swiss and French traffic

² Regional Airports with Scheduled and Charter Traffic

F5.2 Destinations of Departing Passengers: Scheduled and Charter Traffic 2010

Destination Continent	Origin			
	Zurich	Geneva	Basel-Mulhouse	Total
Europe	8,518,362	4,761,550	1,775,525	15,055,437
Africa	544,931	325,947	181,377	1,052,255
Asia	1,284,716	379,349	27,964	1,692,029
Oceania	67,439	6,418	353	74,210
North America	1,040,062	387,145	66,000	1,493,207
Central America	59,249	13,364	5,569	78,182
South America	147,358	45,546	6,741	199,645
Total	11,662,117	5,919,319	2,063,529	19,644,695



Total Passengers: 19,664,695

F5.3 Passenger-kilometers performed: Scheduled and Charter Traffic

Airport	Scheduled traffic: Passenger-km performed, in millions			Charter traffic: Passenger-km performed, in millions		
	2009	2010	%	2009	2010	%
	Zurich	45,787	49,384	8	1,348	743
Geneva	12,468	13,791	11	565	413	-27
Basel-Mulhouse	3,194	3,561	11	734	685	-7
Bern-Belp	26	26	0	28	29	4
Lugano-Agno	26	26	0	0	0	
Sion	0	2		1	1	0
St.Gallen-Altenrhein	36	34	-6	2	1	-50
Total	61,537	66,824	9	2,678	1,871	-30

F5.4 Seat Load Factor by Continent

Continent	Passenger-km				Factor	
	Performed, in millions		Offered, in millions		%	
	2009	2010	2009	2010	2009	2010
Europe	26,546	27,895	36,690	37,694	72%	74%
Africa	5,549	5,826	7,003	7,128	79%	82%
Asia	16,759	17,645	22,621	22,017	74%	80%
Oceania	0	0	0	0		
North America	13,574	15,435	16,578	18,220	82%	85%
Central America	383	409	454	535	84%	77%
South America	1,405	1,484	1,593	1,611	88%	92%
Total	64,216	68,695	84,939	87,206	76%	79%

6. Energy and Emissions

F6.1 Fuel Consumption and Gaseous Emissions

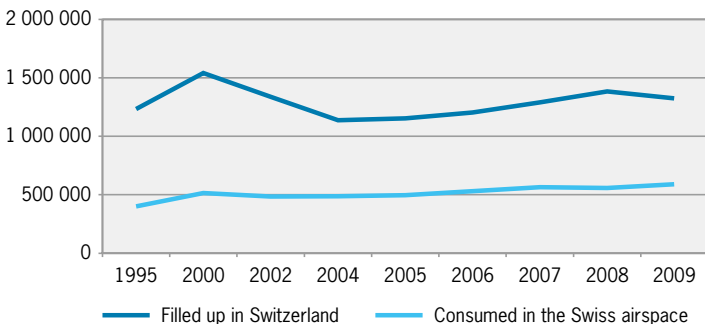
Fuel Consumption [t]	1990	2000	2005	2008	2009
Filled up in Switzerland	1,054,448	1,540,307	1,152,388	1,382,835	1,324,224
Consumed in the Swiss airspace		513,678	496,760	557,774	589,376

Gaseous Emissions [t]	1990	2000	2005	2008	2009
CO ₂	3,321,512	4,851,967	3,630,023	4,352,613	4,168,127
NO _x	12,549	18,470	13,952	17,653	16,239
CO	7,183	8,782	6,483	6,863	6,685
HC	991	905	707	789	761

The calculation is based on the fuel quantity actually filled up in Switzerland

Fuel Consumption (t)

G 6.1



7. Accidents

F7.1 Accidents and Serious Incidents of Swiss Registered Aircraft at Home and Abroad

Accidents and serious incidents	2005	2006	2007	2008	2009	2010
Total	71	68	47	52	47	45

F7.2 Fatalities in Swiss Registered Aircraft at Home and Abroad

Fatalities	2005	2006	2007	2008	2009	2010
Total aeroplanes	8	8	9	4	2	5
– up to 2250 kg MTOM	7	8	6	4	2	5
– over 2250 up to 5700 kg MTOM	1	0	3	0	0	0
– over 5700 kg MTOM	0	0	0	0	0	0
Helicopters	6	1	1	0	2	0
Powered gliders and gliders	1	1	2	7	1	3
Free balloons and airships	0	0	0	0	0	0
Total	15	10	12	11	5	8

F7.3 Severely injured persons by Swiss Registered Aircraft at Home and Abroad

Severely injured persons	2005	2006	2007	2008	2009	2010
Total aeroplanes	1	5	2	3	4	3
– up to 2250 kg MTOM	0	5	2	3	4	1
– over 2250 up to 5700 kg MTOM	1	0	0	0	0	2
– over 5700 kg MTOM	0	0	0	0	0	0
Helicopters	0	2	2	3	2	4
Powered gliders and gliders	0	3	1	1	2	0
Free balloons and airships	0	0	0	3	0	0
Total	1	10	5	10	8	7

Rounding differences possible

Information from: Federal Office of Civil Aviation (FOCA)
Telephone: +41 (0)31 325 80 39/40
Email: info@bazl.admin.ch

Published by: Federal Statistical Office (FSO)
Maps: ThemaKart (FSO)
Cover graphics: FSO Concept: Netthoevel & Gaberthüel, Biel;
Photograph: © Berlinerpixel.de – Fotolia.com

Orders: Tel. +41 (0)32 713 60 60 or Fax +41 (0)32 713 60 61
Email: order@bfs.admin.ch