

2024



01

Population

Neuchâtel 2025

Switzerland's population in 2024



Schweizerische Eidgenossenschaft
Confédération suisse
Confederazione Svizzera
Confederaziun svizra

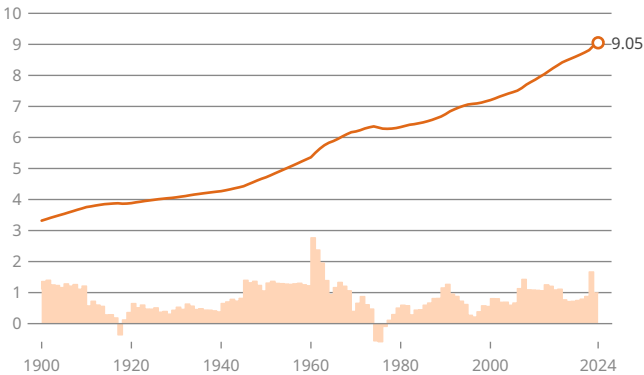
Swiss Confederation

Federal Department of Home Affairs FDHA
Federal Statistical Office FSO

Population

In terms of population growth, Switzerland is a dynamic country

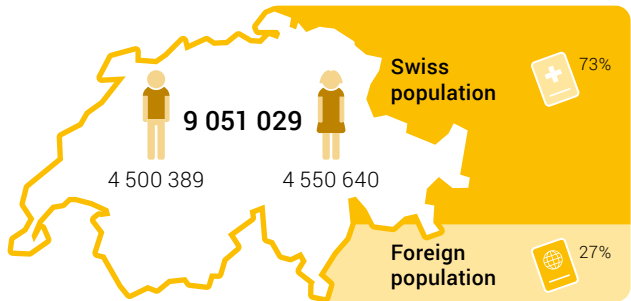
■ growth rate, in % — population on 31.12., in millions



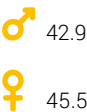
Data as on: 28.05.2025
Source: FSO – ESPOP, FPC, STATPOP

gr-e-01.02.04.05-su
© FSO 2025

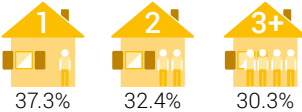
In 2024, slightly more than 9 million inhabitants lived in Switzerland, compared to 6.8 million in 1990



Average age



Households by household size



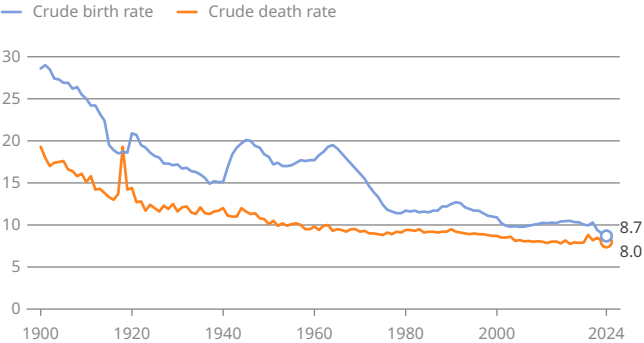
Source: FSO – STATPOP

© FSO 2025

Births and fertility

Each successive generation is smaller than that of its parents

Births and deaths per 1 000 population



Data as on: 28.05.2025
Source: FSO – BEVNAT, ESPOP, STATPOP

gr-e-01.01.03n-su
© FSO 2025

In 2024, more than one birth in three took place outside marriage

78 256

Live births

♀ 38 097

♂ 40 159



Most popular first names of newborns

Emma
Mia
Sofia



Noah
Liam
Matteo

Fertility indicators by sex

Average number of children



1.29



1.17

Average age at childbirth

32.4

35.3

Evolution of births outside marriage

2000 8389

2010 14 947

2024 23 674

Source: FSO – BEVNAT, STATPOP

© FSO 2025

Deaths and mortality

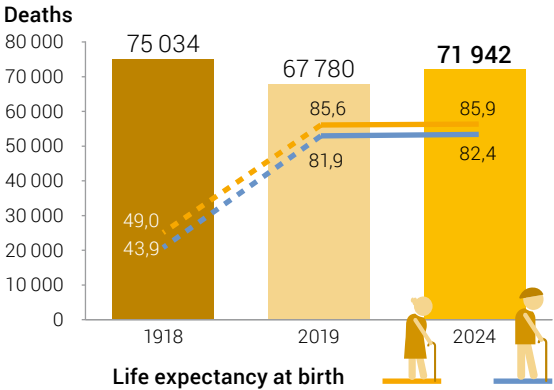
The overall upward trend in the number of deaths is linked to demographic ageing in a growing population. The increase is particularly pronounced in the group of 80-year-olds and over.

Deaths	1918	2019	2024
Total	75 034	67 780	71 942
Male	39 314	32 755	35 215
Female	35 720	35 025	36 727
Swiss	68 020	60 960	63 747
Foreigners	7 014	6 820	8 195
Age of deceased persons			
0–39 years	34 966	1 243	1 287
40–64 years	18 568	7 146	7 104
65–79 years	16 445	17 245	17 823
80 years or older	5 055	42 146	45 728

Source: FSO – BEVNAT

© FSO 2025

Despite a high number of deaths, life expectancy at birth for both men and women continues to increase in 2024



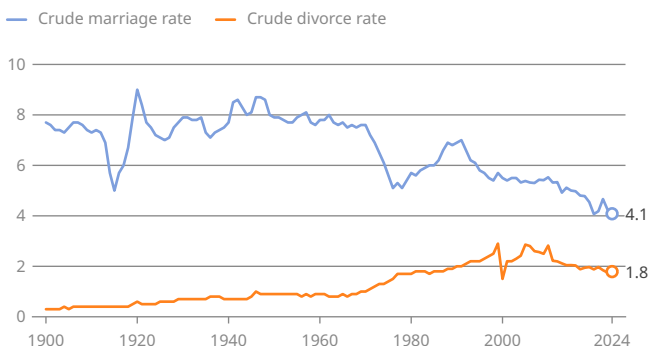
Source: FSO – BEVNAT, ESPOP, STATPOP

© FSO 2025

Marriages and registered partnerships

Excluding the COVID-19 pandemic, the number of marriages in 2024 was the lowest in over 40 years

Marriages and divorces per 1 000 population



From 2022, marriages, conversions of registered partnerships into marriages and divorces of same-sex couples are included.

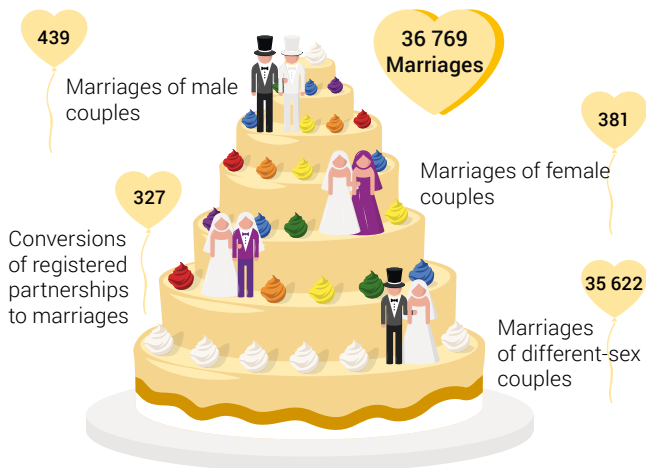
Data as on: 28.05.2025

Source: FSO – BEVNAT, ESPOP, STATPOP

gr-e-01.01.03m-su

© FSO 2025

Between 2023 and 2024, more than 1700 same-sex couples tied the knot

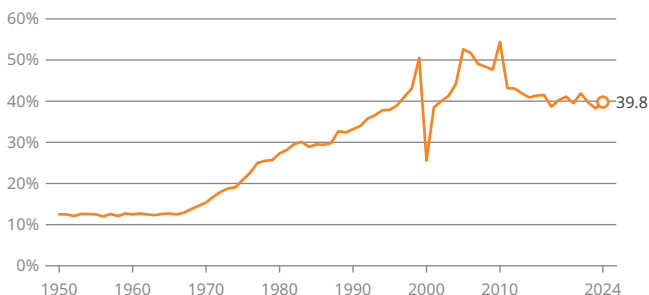


Source: FSO – BEVNAT

© FSO 2025

Divorces and dissolved partnerships

A record number of divorces was registered in 2010 with 22 100 legal dissolutions of marriages



From 2022, marriages, conversions of registered partnerships into marriages and divorces of same-sex couples are included.

Data as on: 28.05.2025
Source: FSO – BEVNAT

gr-e-01.06.01.02.04-su
© FSO 2025

The average length of marriage at time of divorce is increasing due to the fact that many divorces take place after 20 years or more of marriage

Divorces



16 123

Average length of marriage at the time of divorce



15.8 years

Average age at divorce



50.8



46.2

Number of divorces with minor children



7950

Number of divorces without children or with mature children



8138

Source : FSO – BEVNAT, STATPOP

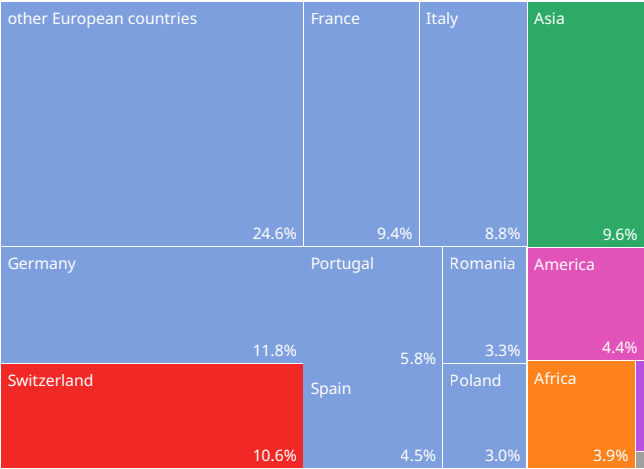
© FSO 2025

International migration

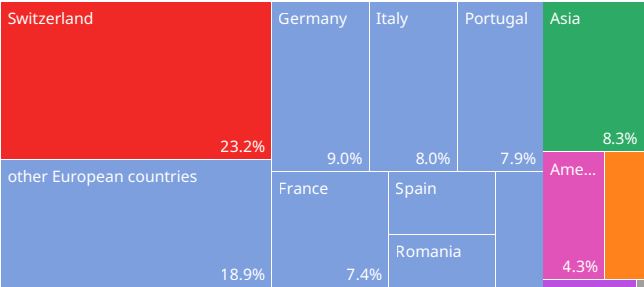
Foreign nationals arriving in or leaving Switzerland mainly come from Europe

Europe America Africa Asia Oceania stateless

Immigrations: 212 578 of which 71.3% of European nationality



Emigrations: 129 786 of which 61.1% of European nationality

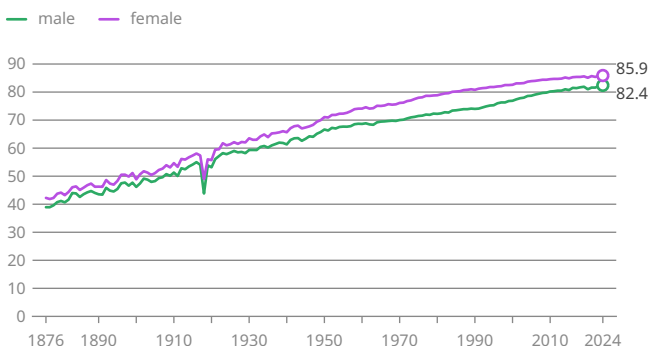


Individual European countries are mentioned if they constitute at least 2% of immigrations and emigrations.

Ageing

Life expectancy at birth in Switzerland has doubled since the end of the 19th century. In 2024, it was 82.4 years for men and 85.9 years for women. Life expectancy for women is still higher, although the difference is gradually decreasing.

In years



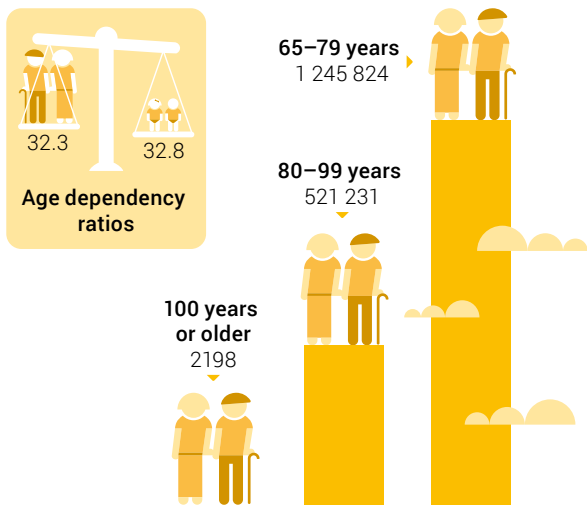
Data as on: 28.05.2025

Source: FSO – BEVNAT, ESPOP, STATPOP

gr-e-01.04.02.03.08-su

© FSO 2025

The percentage of older people grows each year



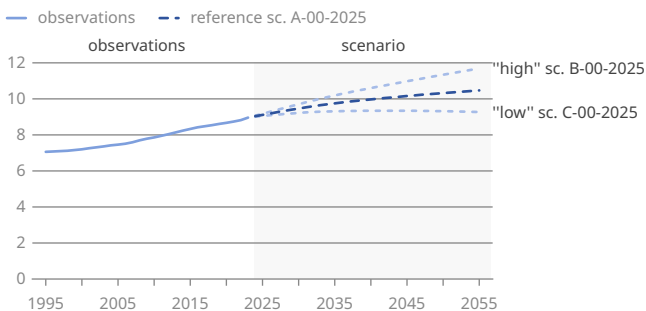
Source: FSO – STATPOP

© FSO 2025

Population projections

To a greater or lesser extent, the population will continue to increase until 2055

In millions

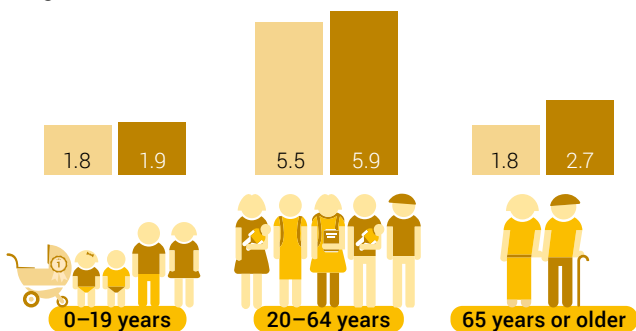


Data as on: 15.04.2025
Source: FSO – SCENARIO

gr-e-01.03.01-001
© FSO 2025

In 2055, there will be roughly two working-age persons for each retirement-age person

Age structure, in millions, in 2024 and 2055



Total population



Source: FSO – SCENARIO, STATPOP

© FSO 2025

Published by:	Federal Statistical Office (FSO)
Information:	Federal Statistical Office (FSO), Demography and Migration DEM info.dem@bfs.admin.ch, tel. +41 58 463 67 11
Editors:	Athena Krummenacher, FSO; Céline Schmid, FSO
Contents:	Demography and Migration Section DEM
Series:	Swiss Statistics
Topic:	01 Population
Original text:	French
Translation:	FSO language services
Layout:	Publishing and Dissemination PUB, FSO
Graphics:	Publishing and Dissemination PUB, FSO You can also find interactive versions of the charts in our online catalogue.
Online:	www.statistics.admin.ch
Print:	www.statistics.admin.ch Federal Statistical Office, CH-2010 Neuchâtel, order@bfs.admin.ch, tel. +41 58 463 60 60 Printed in Switzerland
Copyright:	FSO, Neuchâtel 2025 Reproduction with mention of source authorised (except for commercial purposes).
FSO number:	1155-2400

The information in this publication contributes to the measurement of the Sustainable Development Goals (SDGs).



The MONET 2030 indicator system

www.statistics.admin.ch → Statistics → Sustainable development
→ The MONET 2030 indicator system