Tourism

10 Tourism

2025

Trips by the Swiss resident population (2024)

Number of trips per person and year

8.8 without overnight stay

2.9 with overnight stays

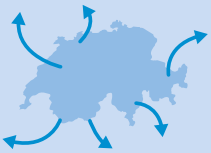

Share of trips abroad in total trips with overnight stays

65%

Daily expenditure per person on private trips with overnight stays (2024)

CHF 146
Domestic trips

CHF 168
Trips abroad





Distribution of beds by sector

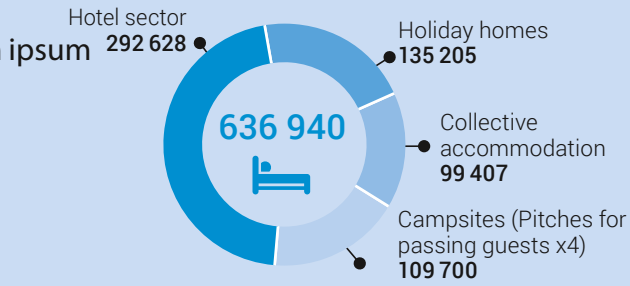

Overnight stays by major regions in tourist accommodation



Number of overnight stays in tourist accommodation

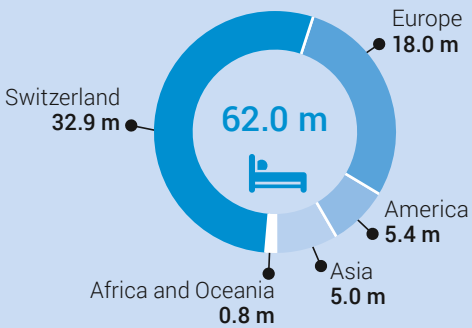

Number of jobs in tourism (FTE)

186 221



Gross value added by tourism

CHF 24 bn



Growth in consumer prices in tourist accommodation (2024/2025) +1.8%



Contact: info-tour@bfs.admin.ch | Due to rounding up or down, totals may differ from the absolute figures indicated.
Source: FSO – Tourist Accommodation Statistics, Supplementary accommodation statistics, Travel Behaviour, Annual Indicators of the Tourism Satellite Accounts, Consumer price index

© FSO 2026