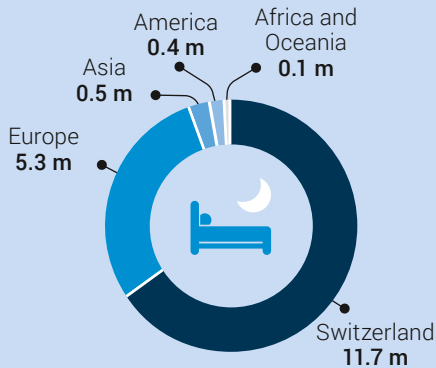


18.1 m Overnight stays in supplementary accommodation


Overnight stays by type of accommodation



Overnight stays by country of residence of visitors



Overnight stays by major regions in supplementary accommodation




28 127

Holiday accommodation

Number of establishments surveyed

Share of overnight stays by country of residence of visitors



Average length of stay

5.9 nights

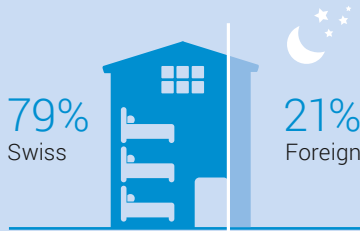


2084

Collective accommodation

Number of establishments surveyed

Share of overnight stays by country of residence of visitors



Average length of stay

2.8 nights




406

Campsites

Number of establishments surveyed

Share of overnight stays by country of residence of visitors



Average length of stay

2.8 nights



Growth in consumer prices in supplementary accommodation (2024/2025)

+2.9%

