


# Taux d'aide sociale de différents groupes à risque, en 2016

## Classes d'âges

0-17




18-25



26-35




36-45



46-55



56-64



## Nationalité

Suisses



Étrangers




## État civil

(personnes ≥18)

Célibataire




Marié/e



Veuf/veuve




Divorcé/e




## Taille de la commune

(nombre d'habitants)


≥100 000




50 000-99 999



20 000-49 999



10 000-19 999



5 000-9 999



<5 000



0% 1% 2% 3% 4% 5% 6% 7%