


Industry and services



39 526

Newly founded enterprises, 2015



4 957

Jobs

3rd quarter 2017 in millions in full-time equivalents, **3 871**

581 954

Private enterprises, 2015

54 566

Sector 1


90 948

Sector 2

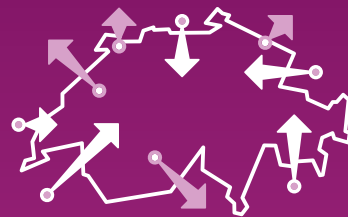
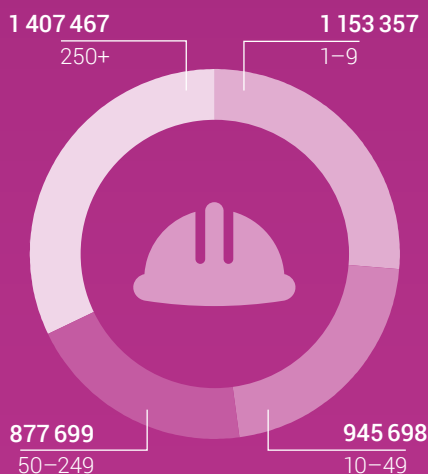
436 440

Sector 3

Number of private enterprises by size of enterprise in jobs, 2015



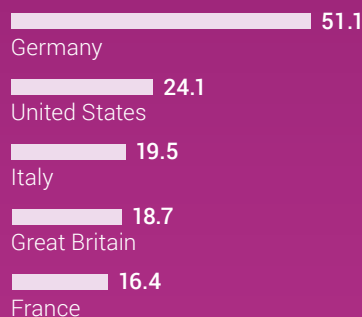
Number of jobs by size of enterprise, 2015



Switzerland's foreign trade
The most important partners,
trading volume

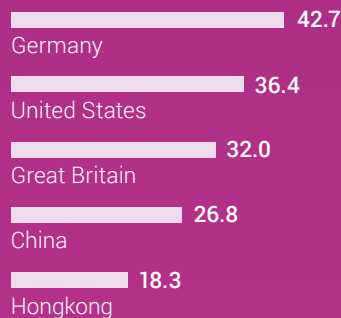
Imports

Total CHF 266.1 bn



Exports

Total CHF 298.4 bn



Schweizerische Eidgenossenschaft
Confédération suisse
Confederazione Svizzera
Confederaziun svizra

Swiss Confederation

Federal Department of Home Affairs FDHA
Federal Statistical Office FSO

Figures from 2016 unless another year is specified

Sources: FSO – STATENT, JOBSTAT, Federal Customs Administration, Foreign trade statistics

© FSO 2018
gi-e-06-jb-2018