

2018



00

Statistical basis
and overviews

Neuchâtel 2018

Switzerland in 21 infographics

Society, economy, territory and environment



Schweizerische Eidgenossenschaft
Confédération suisse
Confederazione Svizzera
Confederaziun svizra

Swiss Confederation

Federal Department of Home Affairs FDHA
Federal Statistical Office FSO

Published by: Federal Statistical Office (FSO)

Information: Heinz Wyder, FSO, tel. +41 58 463 63 26

Editors: Heinz Wyder, FSO; Thomas Schulz, FSO

Contents: Coordinators of specialist sections, FSO

Series: Swiss Statistics

Topic: 00 Statistical base and overviews

Original text: German, French

Translation: FSO language services

Layout: DIAM Section, Prepress/Print

Graphics: DIAM Section, Prepress/Print

Front page: DIAM Section, Prepress/Print

Icons: © FSO

Printed: in Switzerland

Copyright: FSO, Neuchâtel 2018
Reproduction with mention of source authorised
(except for commercial purposes).

Print format orders: Federal Statistical Office, CH-2010 Neuchâtel,
tel. +41 58 463 60 60, fax +41 58 463 60 61,
order@bfs.admin.ch

Price: CHF 8 (VAT not incl.)

Downloads: www.statistics.admin.ch (free of charge)

FSO number: 1827-1800

ISBN: 978-3-303-00592-7

Switzerland in 21 infographics

Society, economy, territory and environment

Editors Heinz Wyder, FSO; Thomas Schulz, FSO
Published by Federal Statistical Office (FSO)

Neuchâtel 2018

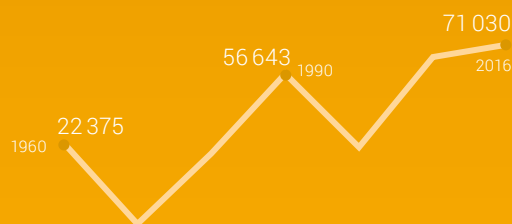
Population

8.4 m

Permanent resident population



♀ 22.6 years
♂ 19.8 years



41 646
Marriages

729
Registered partnerships

17 028
Divorces

176
Dissolved partnerships



46.0%
Belief in a single god
is most widespread



Schweizerische Eidgenossenschaft
Confédération suisse
Confederazione Svizzera
Confederaziun svizra

Swiss Confederation

Federal Department of Home Affairs FDHA
Federal Statistical Office FSO

Figures from 2016 unless another year is specified

Sources: FSO – ESPOP, BEVNAT, STATPOP, SE, ESRK 2014

© FSO 2018
gi-e-01-jb-2018

Territory and the environment



Land use, 2004–2009

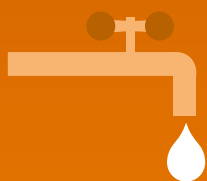
- ① Forest and woodland **31%**
- ② Agricultural area **23%**
- ③ Other natural environments **21%**
- ④ Alpine agricultural areas **12%**
- ⑤ Settlement and urban area **8%**
- ⑥ Surface waters **4%**



17 t Material footprint per person, 2014



35% Share of extinct or endangered animal and plant species



300 l Daily consumption of drinking water per person



6.2% Share of environmentally-related tax revenue



720 kg Municipal waste, per person



14 t Carbon footprint, 2015 CO₂ equivalent per person



92% of the population considered the environmental quality in Switzerland in 2015 to be very or quite good.



150 000 Jobs in the environment sector



Schweizerische Eidgenossenschaft
Confédération suisse
Confederazione Svizzera
Confederaziun svizra

Swiss Confederation

Federal Department of Home Affairs FDHA
Federal Statistical Office FSO

Figures from 2016 unless another year is specified

Source: FSO – Red lists

© FSO 2018
gi-e-02.00.01_2018

Work and income

Employment status of the permanent resident population aged 15 and over



- ① Self-employed **8.4%**
- ② Family members working in family business **1.4%**
- ③ Employees **52.6%**
- ④ Apprentices **2.9%**
- ⑤ Unemployed based on ILO definition **3.0%**
- ⑥ In education or training **4.4%**
- ⑦ Housewives/house husbands **3.0%**
- ⑧ Pensioners **21.8%**
- ⑨ Other economically inactive persons **2.5%**



4 960 m

Employed persons in Switzerland



1 529 m

Employed foreign nationals of which 20.4% cross-border commuters



7 892 bn

Number of hours worked by all employed persons

9 241 bn

Volume of unpaid work in hours

41.6

Average weekly working time (hours) of persons in full-time employment



CHF 6 427

Gross monthly wage, 2014 (median, economy as a whole)

15.1%

Wage gap between women and men in the private sector, 2014



238 000

Unemployed based on ILO definition 4.9% of the economically active population



CHF 1,1%

Increase in real wages



Schweizerische Eidgenossenschaft
Confédération suisse
Confederazione Svizzera
Confederaziun svizra

Swiss Confederation

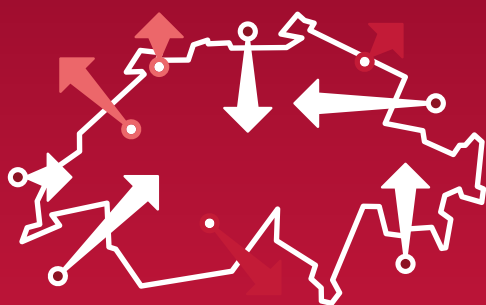
Federal Department of Home Affairs FDHA
Federal Statistical Office FSO

Figures from 2016 unless another year is specified

Sources: FSO – Swiss Labour Force Survey (SLFS), Swiss Earnings Structure Survey (ESS)

© FSO 2018
gi-e-03-jb-2018

National economy



Gross national product (GDP)

CHF 658 978 m

at current prices, provisional
CHF 78 700 per inhabitant


+1.4%

Change compared with previous year
at previous year prices, provisional

CHF 665 115 m

Gross national income (GNI)
at current prices, provisional

Structure of the Swiss economy
as a % of the GDP, by economic sectors



22.6%

of the savings rate
of private households
as a % of the gross disposable
income incl. the 2nd pillar



CHF 353 822 m

Consumption expenditure
at current prices, provisional
CHF 42 256 per inhabitant



+0.3%

Surplus(+)/deficit (-) of public
households in relation to the GDP



Schweizerische Eidgenossenschaft
Confédération suisse
Confederazione Svizzera
Confederaziun svizra

Swiss Confederation

Federal Department of Home Affairs FDHA
Federal Statistical Office FSO

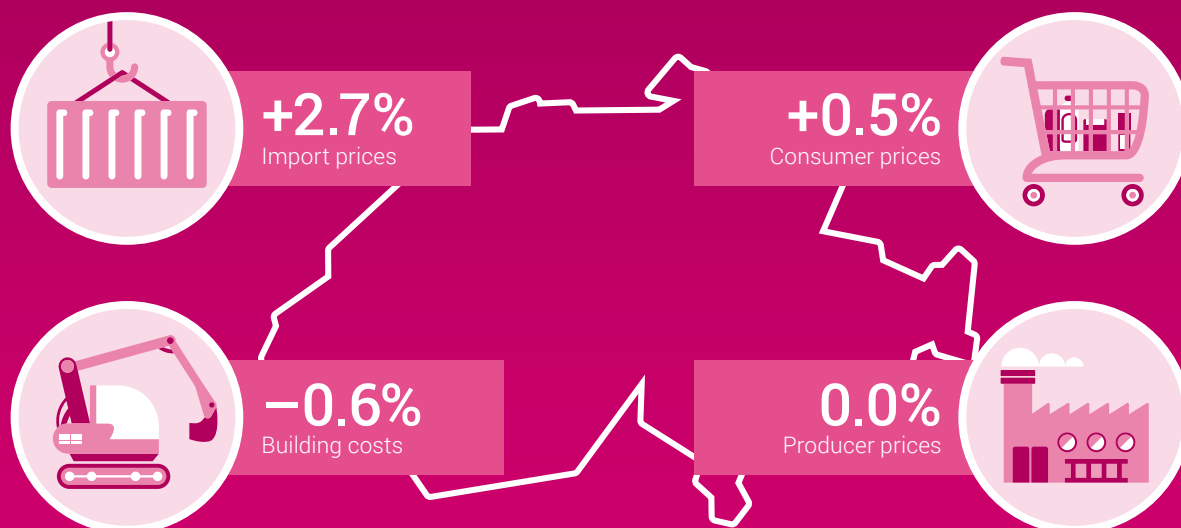
Figures from 2016 unless another year is specified

Sources: FSO – VGR

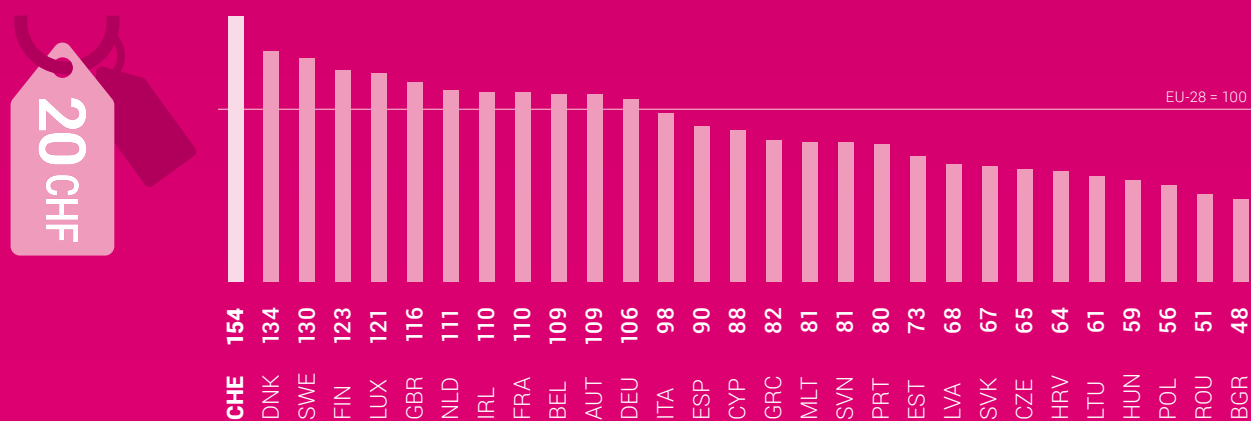
© FSO 2018
gi-e-04.00.01_2018


Prices

Change in inflation rates in Switzerland between 2016 and 2017



Price level in international comparison (GDP)
Provisional values 2016, EU-28 = 100



 Schweizerische Eidgenossenschaft
Confédération suisse
Confederazione Svizzera
Confederaziun svizra

Swiss Confederation

Federal Department of Home Affairs FDHA
Federal Statistical Office FSO

Sources: FSO – Prices, Eurostat

© FSO 2018
gi-e-05.00.01_2018

Industry and services



39 526

Newly founded enterprises, 2015



4 957

Jobs

3rd quarter 2017 in millions in full-time equivalents, 3 871

581 954


Private enterprises, 2015

54 566
Sector 1

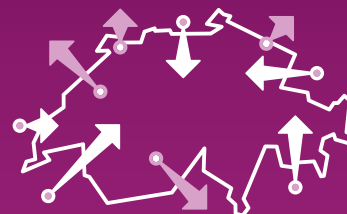
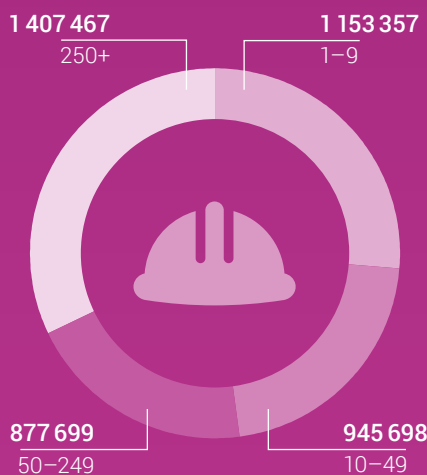
90 948
Sector 2

436 440
Sector 3

Number of private enterprises by size of enterprise in jobs, 2015



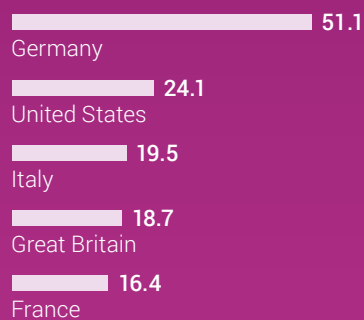
Number of jobs by size of enterprise, 2015



Switzerland's foreign trade
The most important partners,
trading volume

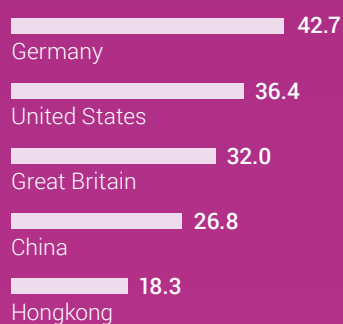
Imports

Total CHF 266.1 bn



Exports

Total CHF 298.4 bn



Schweizerische Eidgenossenschaft
Confédération suisse
Confederazione Svizzera
Confederaziun svizra

Swiss Confederation

Federal Department of Home Affairs FDHA
Federal Statistical Office FSO

Figures from 2016 unless another year is specified

Sources: FSO – STATENT, JOBSTAT; Federal Customs Administration, Foreign trade statistics

© FSO 2018
gi-e-06-jb-2018

Agriculture and forestry



36%

Agricultural areas, 2009



31%

Forest and woodland, 2009

Primary sector
production value



CHF 10.4 bn

Agriculture

CHF 0.8 bn

Forestry

CHF 0.04 bn

Fishing and fish farming



52 263

Agricultural farms
of which organic 6 348



4.5 m m³

Timber harvest

50%

Rough timber

39%

Fuel wood

11%

Timber

Use of the utilised agricultural area



Total surface area 1 050 000 ha

1 Green areas 70%

2 Cereals 14%

3 Other open agricultural crop land 7%

4 Potatoes, sugar beet, fodder beet 3%

5 Oil seeds 3%

6 Perennial crops 2%

7 Other utilised agricultural area 1%



59%

Self-sufficiency rate, 2015

kg per person, 2015

247 Milk and
milk products

104 Vegetables

93 Cereals

50 Meat



Schweizerische Eidgenossenschaft
Confédération suisse
Confederazione Svizzera
Confederaziun svizra

Swiss Confederation

Federal Department of Home Affairs FDHA
Federal Statistical Office FSO

Figures from 2016 unless another year is specified

Source: FSO, Agristat

© FSO 2018
gi-e-07-jb-2018


Energy



Energy dependency

24% Domestic production


76% Energy imports



22.1% Share of renewable energies



65% Share of fossil fuels



Domestic electricity production

- ① Hydropower plants **59%**
- ② Nuclear power stations **33%**
- ③ Thermal power stations **5%**
- ④ Various renewable sources **3%**



CHF 273 m

Monthly household expenditure on energy, 2015

CHF 397 m

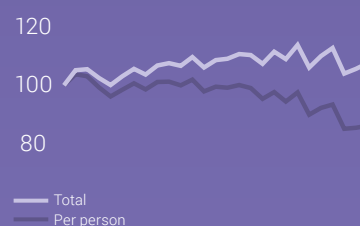
Public expenditure on energy research



77%

Energy-related greenhouse gas emissions, 2015

Final energy consumption 1990–2016



Schweizerische Eidgenossenschaft
Confédération suisse
Confederazione Svizzera
Confederaziun svizra

Swiss Confederation


Federal Department of Home Affairs FDHA
Federal Statistical Office FSO

Figures from 2016 unless another year is specified

Sources: FSO – HABE; BFE – Gesamtenergiestatistik, Statistik der erneuerbaren Energien, Elektrizitätsstatistik, Energieforschungsstatistik; BAFU – Treibhausgasinventar

© FSO 2018
gi-e-08-jb-2018

Construction and housing



13 433

Newly built constructions
with dwellings

53 126

Newly built dwellings, 2015




1 730 415

Residential buildings

989 098

of which single-family houses



4 420 829

Housing stock

3 703 419

Occupied dwellings

1 292 733

of which single-person households



1 storey 123 706



2 storeys 806 674



3-5 storeys 749 377



6+ storeys 50 658



CHF 1 322

Average rental price



1.7

number of rooms per person

45 m²

Living space per person



1.45%

dwelling vacancy rate, 2017



38.2%

Home ownership rate



Schweizerische Eidgenossenschaft
Confédération suisse
Confederazione Svizzera
Confederaziun svizra

Swiss Confederation

Federal Department of Home Affairs FDHA
Federal Statistical Office FSO


Figures from 2016 unless another year is specified

Sources: FSO – Buildings and Dwellings statistic, Structural Survey, Empty dwellings census, Housing construction statistics

©FSO 2018
gi-e-09-jb-2018

Tourism

50.4 m



Overnight stays in tourist accommodation

- ❶ Switzerland **26.4 m**
- ❷ Europe **15.5 m**
- ❸ Asia **5.1 m**
- ❹ America **2.7 m**
- ❺ Africa and Oceania **0.7 m**



681 306

Total available beds in tourist accommodation

Distribution of beds by sector

271 710

Hotel sector

163 045

Holiday homes

123 208

Group accommodation

123 343

Campsites
(Pitches x 4)

Trips by the Swiss resident population

Number of trips per person and year



Daily expenditure per person on private trips with overnight stays

24 10.2
without overnight stay

10 20 CHF 122
Domestic trips

3.0
with overnight stay

10 20 CHF 160
Trips abroad



67%

Share of trips abroad in total trips with overnight stay



CHF 16.9 bn

Gross value added by tourism



Schweizerische Eidgenossenschaft
Confédération suisse
Confederazione Svizzera
Confederaziun svizra

Swiss Confederation

Federal Department of Home Affairs FDHA
Federal Statistical Office FSO

Figures from 2016 unless another year is specified


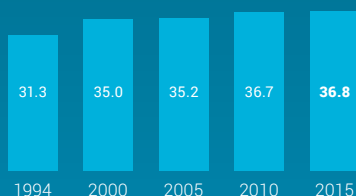
Sources: FSO – Tourist accommodation statistics, Travel behaviour, Annual Indicators of the Tourism Satellite Accounts

© FSO 2018
gi-e-10-jb-2018

Mobility and transport

36.8 km

Daily distance per person
in Switzerland, 2015



- ① Passenger cars **23.8 km**
- ② Motorised two wheelers **0.5 km**
- ③ Public road transport **1.5 km**
- ④ Train **7.5 km**
- ⑤ Bike (incl. e-bike) **0.9 km**
- ⑥ On foot **1.9 km**
- ⑦ Other **0.7 km**



4.5 m
Passenger
car stocks



57%
Share of the population
with public transport
season ticket(s), 2015



90.4 mins

Daily travel time
per person
in Switzerland, 2015

(including 8.2 min. waiting
and transfer time)

Leisure **45.2 min.**

Employment **17.3 min.**

Shopping **13.2 min.**

Education or training **5.5 min.**

Other **9.3 min.**

Road accidents

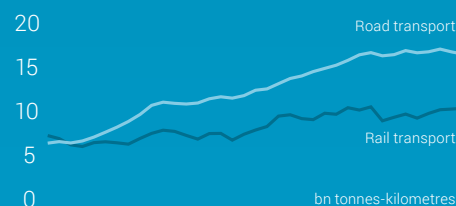


216 persons killed
21 392 persons injured

Transport performance of goods transport

61% Road transport **39%** Rail transport

Change 1980-2016



Schweizerische Eidgenossenschaft
Confédération suisse
Confederazione Svizzera
Confederaziun svizra

Swiss Confederation

Federal Department of Home Affairs FDHA
Federal Statistical Office FSO

Figures from 2016 unless another year is specified

Sources: FSO – GTS, OeV; FSO, ARE – MZMV; FSO, ASTRA – MFZ, SVU

© FSO 2018
gi-e-11-jb-2018

Money, banks and insurance

banks



CHF 3100.8 bn

Total assets of banks

CHF 520.0 bn

Liquid assets of banks



CHF 1770.6 bn

Customer deposits
of which in Switzerland: 1135.7 bn

CHF 949.3 bn

Mortgage claims
of which major banks: 260.6 bn
of which cantonal banks: 342.9 bn



261

Number of banking
institutes in Switzerland
of which: 226 registered
a profit 35 registered a loss



CHF 80.4 bn

Currency in circulation



120 843

employees
(full-time equivalents)

insurance



CHF 127.3 bn

Total premium revenue

- ① Life insurance **32.6 bn**
- ② Accident and indemnity insurance **46.5 bn**
- ③ Reinsurance **48.2 bn**



194

Number of private
insurance institutes



Schweizerische Eidgenossenschaft
Confédération suisse
Confederazione Svizzera
Confederaziun svizra

Swiss Confederation

Federal Department of Home Affairs FDHA
Federal Statistical Office FSO

Figures from 2016 unless another year is specified

Sources: FSO – Swiss National Bank SNB, The Federal Finance Administration (FFA)

© FSO 2018
gi-e-12-jb-2018

Social security



273 273

Number
of social assistance recipients

3.3%

Social assistance rate

48%

Share of foreign nationals among
social assistance recipients



25.1%

Expenditure on the system of social
security benefits 2015, as % of the GDP

CHF 161.9 bn

Expenditure on social benefits



1 Sickiness/healthcare **29.8%**

2 Disability **9.1%**

3 Age **42.9%**

4 Survivors **5.1%**

5 Family/children **6.1%**

6 Unemployment **3.7%**

7 Housing **0.5%**

8 Social exclusion **2.9%**



CHF 2.6 bn

Net expenditure on social assistance
in the narrow sense, 2015



CHF 42.5 bn

OASI, expenditure

CHF 42.9 bn

Revenue



CHF 35.5 bn

2nd pillar, benefits (pension + capital), 2015

1.2 m

Recipients



Schweizerische Eidgenossenschaft
Confédération suisse
Confederazione Svizzera
Confederaziun svizra

Swiss Confederation

Federal Department of Home Affairs FDHA
Federal Statistical Office FSO

Figures from 2016 unless another year is specified

Sources: FSO – GRSS, SHS, FIBS; FSIO – Swiss insurance statistics; pension fund statistics

© FSO 2018
gi-e-13-jb-2018

Health



Deaths in 2015, of which:

Cardiovascular diseases **21 593**

Cancer **17 261**

Dementia **6 365**

Accidents **2 598**

Suicide **1 071**



254 429

Full-time equivalents, jobs in hospitals
and old people's and nursing homes



4.3

Doctors per 1000 inhabitants

CHF 77.8 bn (11.9% of the GDP)
Health expenditure 2015, of which:

Outpatient treatment **CHF 20.9 bn**

Inpatient treatment **CHF 15.4 bn**

Long-term care **CHF 15.1 bn**

Health goods **CHF 12.6 bn**



12%

share of the hospitalised
population



16%

share of the population aged 80 and over in
old people's and nursing homes
(73% of residents aged ≥ 80 years are women)



Schweizerische Eidgenossenschaft
Confédération suisse
Confederazione Svizzera
Confederaziun svizra

Swiss Confederation

Federal Department of Home Affairs FDHA
Federal Statistical Office FSO

Figures from 2016 unless another year is specified

Sources: FSO – SHS, CoD, KS, MS, SOMED, STATPOP, COU; FMH – Doctors' statistics

© FSO 2018
gi-e-14-jb-2018


Education and science



People in education Academic year, 2015/16, in thousands

- ① Compulsory education **928.3**
- ② Upper secondary level **365.2**
- ③ Professional education and training **56.6**
- ④ Higher education institutions **238.8**

Teaching staff in 2015/16 and higher education staff in 2016 in thousands



Compulsory education **91.2**

Higher education institutions **89.4**

Upper secondary level **29.0**

Colleges of higher vocational education and training **2.1**

Diplomas, in thousands



Upper secondary level

① Basic vocational education **69.2**

② General education courses **41.4**

Tertiary level

③ Professional education and training **26.7**

④ Higher education institutions **56.2**

⑤ Postgraduate degrees **6.1**



CHF 36.7 bn

Educational expenditure, 2015, public expenditure

5.6%

of the gross domestic product



CHF 22.1 bn

Outlay

Research and development, 2015, in Switzerland

Of which private sector **71%**

R&D jobs in the private sector **50 825**
(full-time equivalents)



Schweizerische Eidgenossenschaft
Confédération suisse
Confederazione Svizzera
Confederaziun svizra

Swiss Confederation


Federal Department of Home Affairs FDHA
Federal Statistical Office FSO

Figures from 2016 unless another year is specified

Sources: FSO – SDL, SHIS-studex, SSP, SHIS-PERS, SBG, SBA, ÖBA, FE Schweiz, FE Priv

© FSO 2018
gi-e-15-jb-2018

Culture, media, information society




1.6

cinema admissions per inhabitant

1 857

Films in the mainstream
cinema programme



13.2 m

Number of admissions
to Swiss museums

1 108

Number of museums in Switzerland



57.5 m

Number of physical
documents held by Switzerland's 10
largest libraries

>120 mins

Average time spent watching TV per day,
CH-D: 124 min., CH-F: 144 min., CH-I: 171 min.



x40

data on mobile network:
between 2010 and 2016

89%

Share of households with
internet access in 2017



50.3%

Share of population that went to
watch sporting events, 2014

72.2%

Share of the population that visited
museums, exhibitions
and galleries, 2014



CHF 2.88 bn

Total public expenditure
on culture, 2015

CHF 348

Total public expenditure on
culture per inhabitant, 2015



Schweizerische Eidgenossenschaft
Confédération suisse
Confederazione Svizzera
Confederaziun svizra

Swiss Confederation

Federal Department of Home Affairs FDHA
Federal Statistical Office FSO

Figures from 2016 unless another year is specified

Sources: FSO – Statistics on culture, media and information society

© FSO 2018
gi-e-16-jb-2018

Politics



48.2%

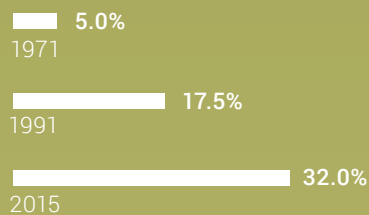
Voter participation,
average value for last 5 years

48.5%

Voter participation,
National Council Elections, 2015



Women in the National Council
Change 1971 to 2015



Federal popular votes

615 proposals in 305 polls
since 1848

50% proposals
in the last 35 years

9% of proposals
in the 19th century



Federal popular votes

Mandatory referendums:

75% accepted
(total 222)

Optional referendums:

57% accepted
(total 184)

Popular initiatives:

11% accepted
(total 209)



4 Federal Council parties:
Party share of vote,
National Council Elections 2015

16.4^{FDP} 11.6^{CVP} 18.8^{SP} 29.4^{SVP}

29.4% Highest party share of vote since 1919
(SVP/UDC, National Council Elections 2015)



Schweizerische Eidgenossenschaft
Confédération suisse
Confederazione Svizzera
Confederaziun svizra

Swiss Confederation

Federal Department of Home Affairs FDHA
Federal Statistical Office FSO

Figures from 2016 unless another year is specified

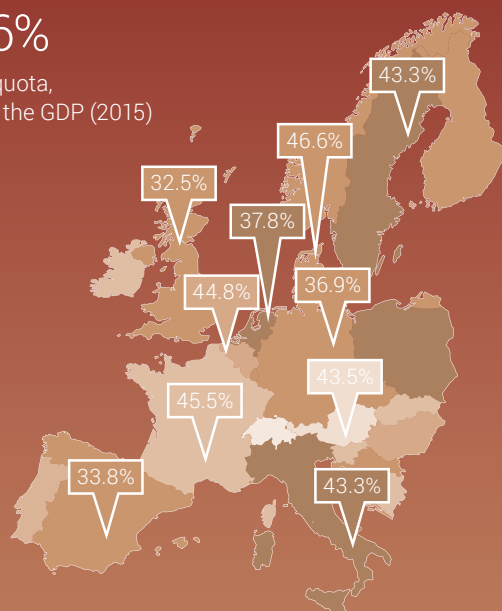
Sources: FSO – Election and vote statistics

© FSO 2018
gi-e-17-jb-2018

Public finances

27.6%

Fiscal quota,
as % of the GDP (2015)



CHF

CHF 2 212 m

Ordinary fiscal balance
Confederation (FS model, 2015)

Cantons **814**

Communes **-336**

Public authorities **4 366**



14.1%

Confederation debt rate,
as % of the GDP



CHF 67 498 m

Confederation expenditure (FS model)

Social security **22 640**

Finance and taxation **9 914**

Transport and communications **9 209**

Education **6 406**

General administration **6 079**

Public order and security, defence **5 875**

National economy **5 504**

Environmental protection and regional planning **1 032**

Culture, sport and recreation, church **518**

Health **322**



CHF 3 204 682 m

Valued added tax
(2015, all economic sectors)



Schweizerische Eidgenossenschaft
Confédération suisse
Confederazione Svizzera
Confederaziun svizra

Swiss Confederation

Federal Department of Home Affairs FDHA
Federal Statistical Office FSO

Figures from 2016 unless another year is specified

Sources: FSO – Federal Finance Administration

© FSO 2018
gi-e-18-jb-2018

Crime and criminal law

467 731

467 731 crimes against
the Swiss Criminal Code (SCC)

Crimes reported to the police by
volume of the Swiss Criminal Code

Assets **67%**

Freedom **14%**

Other volumes of the SCC **12%**

Life and limb **5%**

Sexual integrity **2%**



477

Juveniles in placement

6 912

Detained adults

127

Burglaries reported to the police
per day



52%

of domestic violence crimes
occur within an existing partnership



12 090

Juvenile convictions

42%

Due to consumption of
narcotic substances

41%

Sentenced to unconditional
community service



109 116

Adult convictions

52%

Due to road traffic offences

70%

Unconditional financial penalty
(in total CHF 222 m)



Schweizerische Eidgenossenschaft
Confédération suisse
Confederazione Svizzera
Confederaziun svizra

Swiss Confederation


Federal Department of Home Affairs FDHA
Federal Statistical Office FSO

Figures from 2016 unless another year is specified


Sources: FSO – Section Crime and criminal justice

© FSO 2018
gi-e-19-jb-2018

Economic and social situation of the population



Life satisfaction



21.7%

of the population cannot afford a week's holiday every year




7.0% = 570 000 people affected by income poverty, 2015

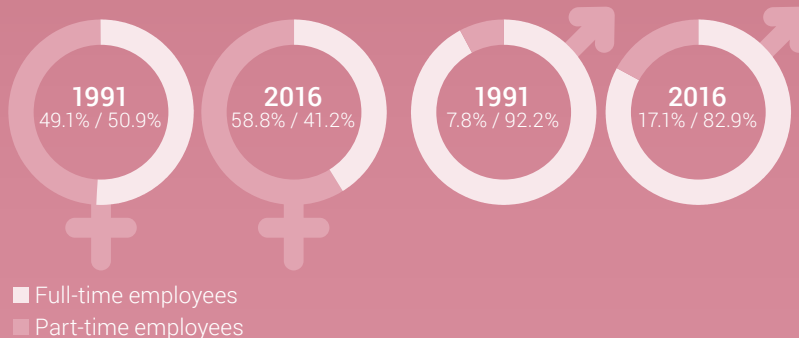


3.9% = 145 000 people employed people affected by income poverty, 2015

Selected household budget items in CHF per month per household



Gender equality



Schweizerische Eidgenossenschaft
Confédération suisse
Confederazione Svizzera
Confederaziun svizra

Swiss Confederation

Federal Department of Home Affairs FDHA
Federal Statistical Office FSO

Figures from 2016 unless another year is specified

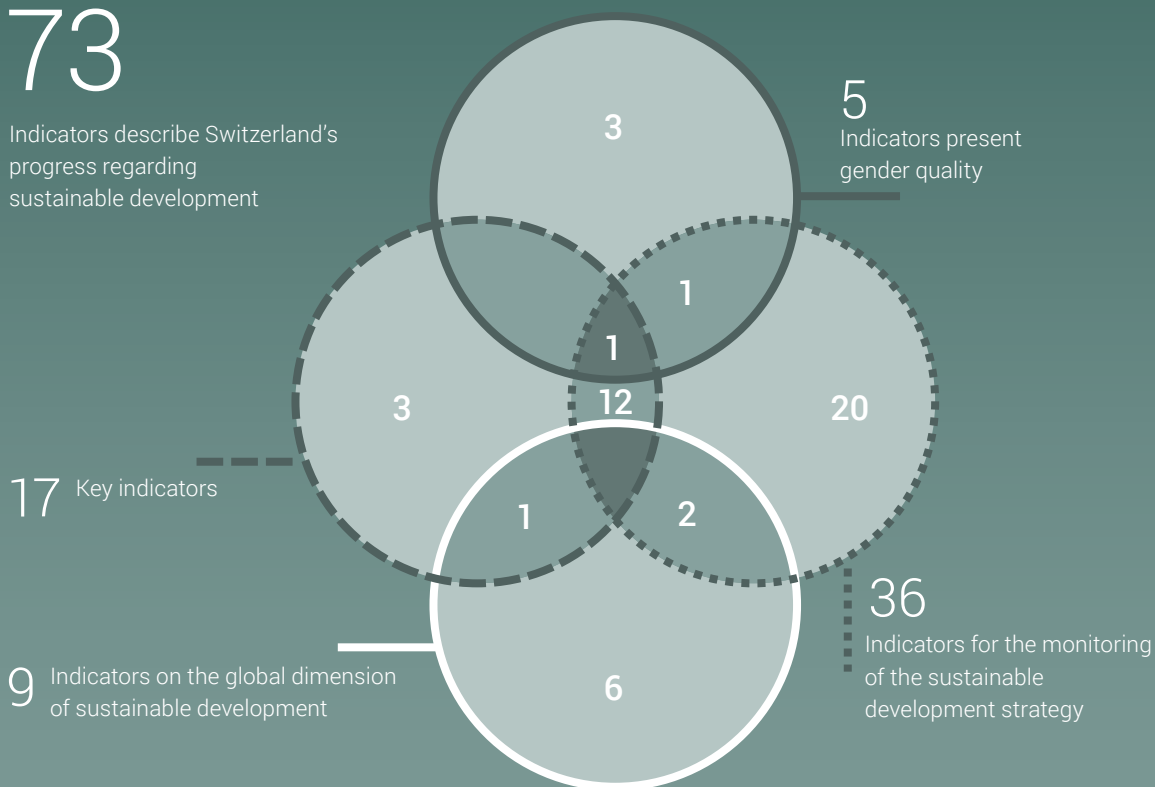
Sources: FSO – HBS, SILC, SLFS

© FSO 2018
gi-e-20-jb-2018

Sustainable development

73

Indicators describe Switzerland's progress regarding sustainable development



Evaluation of the development of the 73 indicators (2017)

- ① Positive 56%
- ② Negative 21%
- ③ Unchanged 14%
- ④ Without evaluation 10%



47
guiding principles



Schweizerische Eidgenossenschaft
Confédération suisse
Confederazione Svizzera
Confederaziun svizra

Swiss Confederation

Federal Department of Home Affairs FDHA
Federal Statistical Office FSO

Figures from 2016 unless another year is specified

Source: FSO - Monitoring Sustainable Development (MONET)

© FSO 2018
gi-e-21a-jb-2018

Regional Disparities



45%

of jobs in the
5 largest agglomerations
(Basel, Bern, Geneva,
Lausanne, Zurich), 2015



4.2%

Social assistance rate
in the urban cores twice as high
as in rural areas

Unemployment rate
in the agglomerations



Geneva **5.2%**

Lausanne **4.9%**

Zurich **3.7%**

Switzerland 3.3%

Other agglomerations or cores **3.3%**

Basel **3.3%**

Bern **2.7%**

No agglomerations or cores **2.4%**

Average distance to nearest service, 2011

Transport stops (2015)



Compulsory schools



Grocery shops



Doctors' practices



0 0.5 1.0 1.5 2.0 km

Urban cores

Area of influence of urban cores

Areas outside the influence of urban cores



Schweizerische Eidgenossenschaft
Confédération suisse
Confederazione Svizzera
Confederaziun svizra

Swiss Confederation

Federal Department of Home Affairs FDHA
Federal Statistical Office FSO

Figures from 2016 unless another year is specified

Sources: FSO – SE, SHS, Services for the population, STATENT, SECO

© FSO 2018
gi-e-21b-jb-2018

International comparisons and development cooperation

3.1 planets


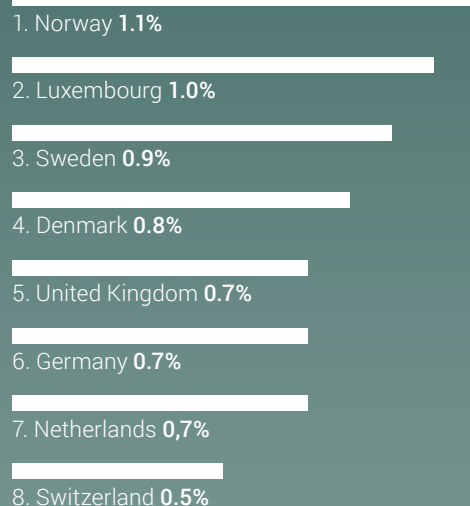
Ecological footprint, 2013



Human Development Index (HDI), 2015



Official development assistance in relation to GNI



Schweizerische Eidgenossenschaft
Confédération suisse
Confederazione Svizzera
Confederaziun svizra

Swiss Confederation

Federal Department of Home Affairs FDHA
Federal Statistical Office FSO

Figures from 2016 unless another year is specified

Sources: Global Footprint Network; SDC; FSO, SECO – NA; UNDP; Swiss National Bank

© FSO 2018
gi-e-21c-jb-2018

The FSO's publications

As the central statistical agency of the Confederation, the Federal Statistical Office (FSO) has the task of providing Swiss statistical information to a wide range of users. Dissemination is done by topic with different information media via several channels.

The statistical topics

- 00 Statistical basis and overviews
- 01 Population
- 02 Territory and environment
- 03 Work and income
- 04 National economy
- 05 Prices
- 06 Industry and services
- 07 Agriculture and forestry
- 08 Energy
- 09 Construction and housing
- 10 Tourism
- 11 Mobility and transport
- 12 Money, banks and insurance
- 13 Social security
- 14 Health
- 15 Education and science
- 16 Culture, media, information society, sports
- 17 Politics
- 18 General Government and finance
- 19 Crime and criminal justice
- 20 Economic and social situation of the population
- 21 Sustainable development, regional and international disparities

The key publications

Statistical Yearbook of Switzerland



The "Statistical Yearbook of Switzerland" (German/French) published by the Federal Statistical Office has been the standard reference book for Swiss statistics since 1891. It contains the most important statistical findings regarding the Swiss population, society, government, economy and environment.

Statistical Data on Switzerland



Statistical Data on Switzerland is an appealing and entertaining summary of the year's most important figures. With 52 pages in a practical A6/5 format, the publication is free of charge and available in five languages (German, French, Italian, Romansch and English).

The FSO online – www.statistics.admin.ch

The Swiss Statistics website offers you a modern, attractive and up-to-date gateway to all statistical information. We would like to draw your attention to the following popular offerings:

Publication database – publications offering further information

Almost all publications published by the FSO are available in electronic form on the website free of charge. Print publications can be ordered by telephone on 058 463 60 60 or by emailing order@bfs.admin.ch.

www.statistics.admin.ch → Look for statistics → Catalogues and Databases → Publications

NewsMail – always up to date



Email subscriptions by topic with details and information on the latest findings and activities.
www.news-stat.admin.ch

STAT-TAB – the interactive statistical database



The interactive statistical database offers simple and customisable access to statistical results as well as the option of downloads in various formats.
www.stattab.bfs.admin.ch

Statatlas Switzerland – regional database and interactive maps



With more than 4500 interactive thematic maps, the Statistical Atlas of Switzerland gives you an up-to-date and permanently available overview of captivating regional issues covering all FSO topics. Available in German and French.
www.statatlas-switzerland.admin.ch

Individual inquiries

The FSO's statistical information service

058 463 60 11, info@bfs.admin.ch

Print format orders

Tel. +41 58 463 60 60

Fax +41 58 463 60 61

order@bfs.admin.ch

Price

CHF 8 (VAT not incl.)

Downloads

www.statistics.admin.ch

(free of charge)

FSO number

1827-1800

ISBN

978-3-303-00592-7

**Statistics
counts for you.**

www.statistics-counts.ch