




## 39 125

Newly founded enterprises, 2016



## 3.885

### Jobs

3rd quarter 2018 in millions in full-time equivalents, **3.953**

## 586 214

Market-oriented companies in 2016

Sector 1

## 53 585

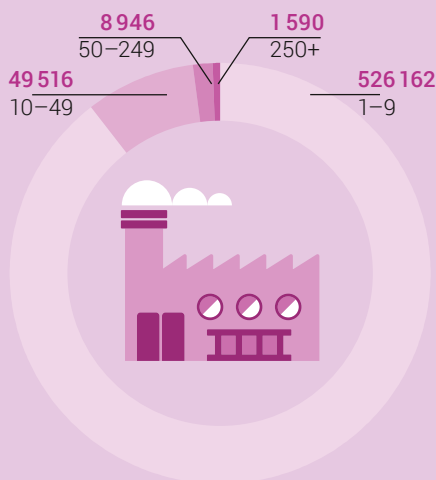
Sector 2

## 90 619

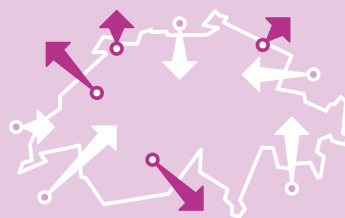
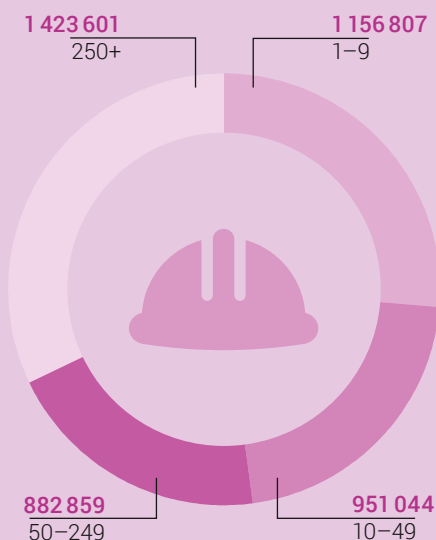
Sector 3

## 442 010

Number of market-oriented companies by size category, 2016



Number of employees by size category of companies, 2016



Switzerland's foreign trade: the most important partners (trading volume)

### Imports

Total CHF 265.6 bn

Germany **54.5**

United States **21.3**

Italy **19.8**

Great Britain **19.1**

France **17.9**

### Exports

Total CHF 294.9 bn

Germany **45.2**

United States **36.3**

China **24.0**

India **19.5**

France **17.2**